

FY2027

Budget Engagement

April 7, 2026



MECKLENBURG COUNTY
North Carolina

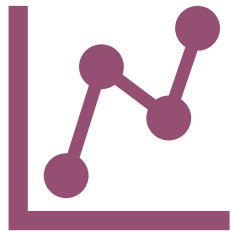
FY2027 Budget Public Engagement Goals



To educate residents on County government and the County budget



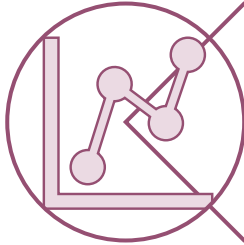
To gather feedback on the annual County budget from residents



To provide information to decision-makers during the annual budget process


Transparency | Trust | Better Decisions

FY2027 Budget Engagement Strategy




Representative Budget Survey

- Budget questions were included as part of the annual Community Survey led by the Office of Strategy and Innovation



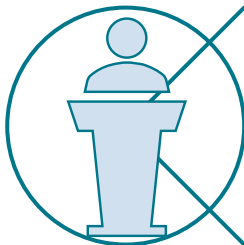
Engagement & education at community spaces and schools

- Engaged approximately 287 residents at 8 community spaces through budget education
- Engaged approximately 274 students at 7 classrooms across CMS, CPCC, & local universities to present an overview of County government and budget



Advisory Board feedback

- 16 Advisory Boards were given the opportunity to respond to a questionnaire in which
- 8 Responded & results were provided to the Board with the retreat material
- 5 Advisory Boards elected to present their priorities to the Board

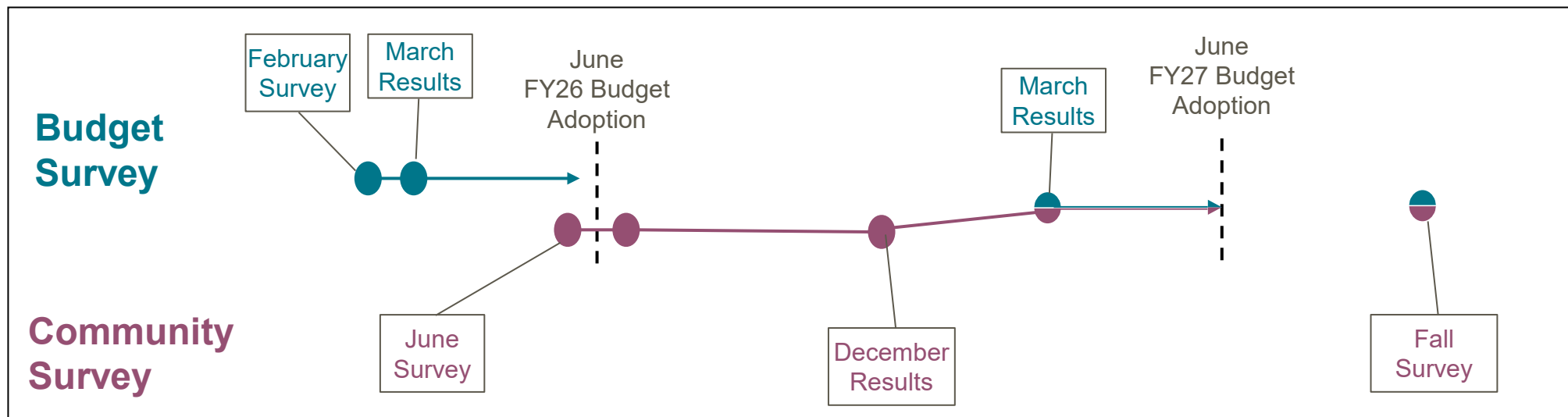


Two public hearings

- January 21, 2026
- May 21, 2026

Changes for FY2027

- Replaced the budget simulator with budget dashboards due to low use and budget reductions
- Transitioned Budget Survey to the combine with Community Survey to achieve efficiency and reduce survey fatigue
 - The Community Survey was conducted along with the Budget Survey in July
 - Community Survey results were reported in December
 - This transition will continue to better align questions and timing with the budget process in the upcoming year



Engagement & Education

- Community Spaces
 - Eastway Recreation Center
 - Northern Regional Recreation Center
 - Central Piedmont Community College
 - Levine Campus
 - Harris Campus
 - Central Campus
 - South County Library
 - University City Regional Library
 - Steele Creek Resident Association
- Schools
 - Johnson C. Smith University
 - UNCC MPA Program (2x)
 - CPCC Merancas Campus
 - GenerationNation (Virtual)
 - Harding University High School
 - Hopewell High School



- *tabling*
- *student session*

Budget Education

- Staff engaged with residents & students, answering questions and facilitating discussion about the County budget
- Provided at community tabling
 - [The Budget In Brief infographic](#) (Also shared at Board community outreach events)
 - Link to County Website
 - Budget Priority Exercise
 - Community resource information
- Provided at school outreach
 - County budget presentation
 - Budget prioritization exercise
- Other engagement tools
 - [Budget Explorer](#)
 - Website Updates

How would you spend tax dollars?

Mecklenburg County provides many residents to live, learn, work, and recreate in communities.

How would you divide

Access to healthy food
Affordable housing
Child welfare services
Childcare payment assistance
Facility safety and security
Healthcare access
Land acquisition for open space pres
Library collections
Library programming
Mental/behavioral health
Senior services
Support for justice-involved persons
Workforce development
Total

Learn more: [Budget.MeckNC.gov](https://www.budget.mecknc.gov)

FY2026 Adopted Budget

Overview

TOTAL BUDGET:

\$2.54B

58.7% supported by Property Tax & 19.8% by Sales Taxes
Increase of \$39.9M, 1.6% from FY2025

PROPERTY TAX RATE:

49.27¢ per \$100 valuation

0.96 cent increase from FY2025
\$38.19 annual increase for median homeowners

CAPITAL IMPROVEMENT PLAN:

\$4.57B

The FY2026-FY2030 Capital Improvement Plan totals \$4.57B, including \$2.39B to support projects slated to begin FY2026-FY2030.

WHERE THE MONEY COMES FROM

- Property Tax: 58.7% - \$1.49B
- Sales Tax: 19.8% - \$503.9M
- Charges, Fees, Licenses: 7.5% - \$190.8M
- Other: 5.7% - \$144.0M
- State, Federal: 5.0% - \$141.7M
- Unincorporated Public Safety Service Districts: 1.5% - \$38.8M
- Appropriated Fund Balance: 1.2% - \$30.7M

BOARD PRIORITY NEW INVESTMENTS

- Education: \$44.0M
- Health Equity and Wellness: \$11.4M
- Services For Seniors: \$6.3M
- Workforce Development: \$1.7M
- Environmental Stewardship: \$1.3M
- Economic Development: \$215K

Reducing Racial Disparities: Race is interwoven into the Board Priorities through policies, practices, & procedures that seek to analyze & eliminate the root causes of racial disparities with the hope that all people in Mecklenburg County will have an equitable opportunity to thrive in the community.

BUDGET HIGHLIGHTS

The adopted tax rate is 49.27¢ per \$100 of valuation, an increase of 0.96¢

The Adopted Budget includes (\$13.8M) of reductions & eliminations to discretionary programs to help limit increases to the tax rate.

Fully funds CMS budget request with \$28.3M in new operating funding, & \$33M in total for capital maintenance (a total of \$61.3M overall)

Expands Meck PreK with \$3.4M for 10 classrooms, wrap-care, & teacher pay

Fully funds Medic request with \$7.9M in fund balance for ambulances & equipment, enabling Medic to expand their staff by 78

Provides \$2M & 15 new positions for the Charlotte Mecklenburg Library

Increases funding for Adult Day Care & In-home Aide by \$2.3M

Provides a 9% salary increase for County employees & performance-based pay up to 5%

WHERE THE MONEY GOES:

Education & Literacy	\$1.10B / 42.3%
Health & Human Services	\$429.6M / 16.9%
Government Facilities	\$266.8M / 10.5%
Parks, Environmental, & Land Use	\$255.4M / 10.0%
Justice & Public Safety	\$214.2M / 8.4%
Pass-Through	\$113.0M / 4.4%
Administration & Internal Support	\$109.3M / 4.3%
Financial Services	\$49.4M / 1.9%
Other	\$28.5M / 1.1%

Want to learn more about the County budget? Visit [Budget.MeckNC.gov](https://www.budget.mecknc.gov)

Visit our interactive dashboard to view results from the FY2026 Resident Budget Priorities Survey. [FY2026 Resident Budget Priorities Survey Dashboard](#)

Budget Priority Exercise Results


How would you spend your tax dollars?

Mecklenburg County provides many services for residents to live, learn, work, and recreate in their communities.

How would you divide \$100?

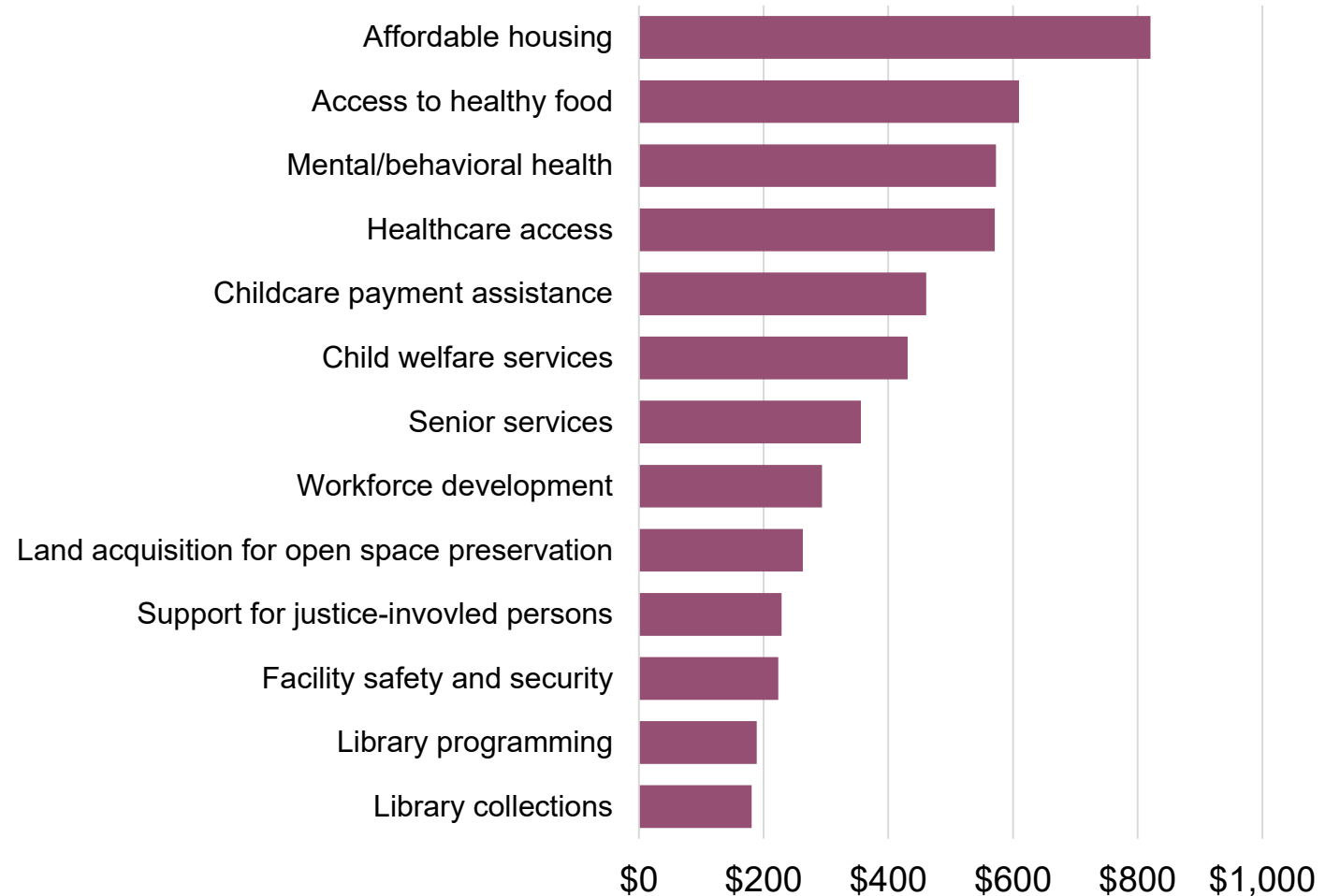
Access to healthy food	
Affordable housing	
Child welfare services	
Childcare payment assistance	
Facility safety and security	
Healthcare access	
Land acquisition for open space preservation	
Library collections	
Library programming	
Mental/behavioral health	
Senior services	
Support for justice-involved persons	
Workforce development	
Total	

Learn more: Budget.MeckNC.gov



Mecklenburg County

How would you spend \$100? n=52



Budget activity completed at in-person outreach at community spaces



Budget Survey Results

Methodology & Demographics

Survey

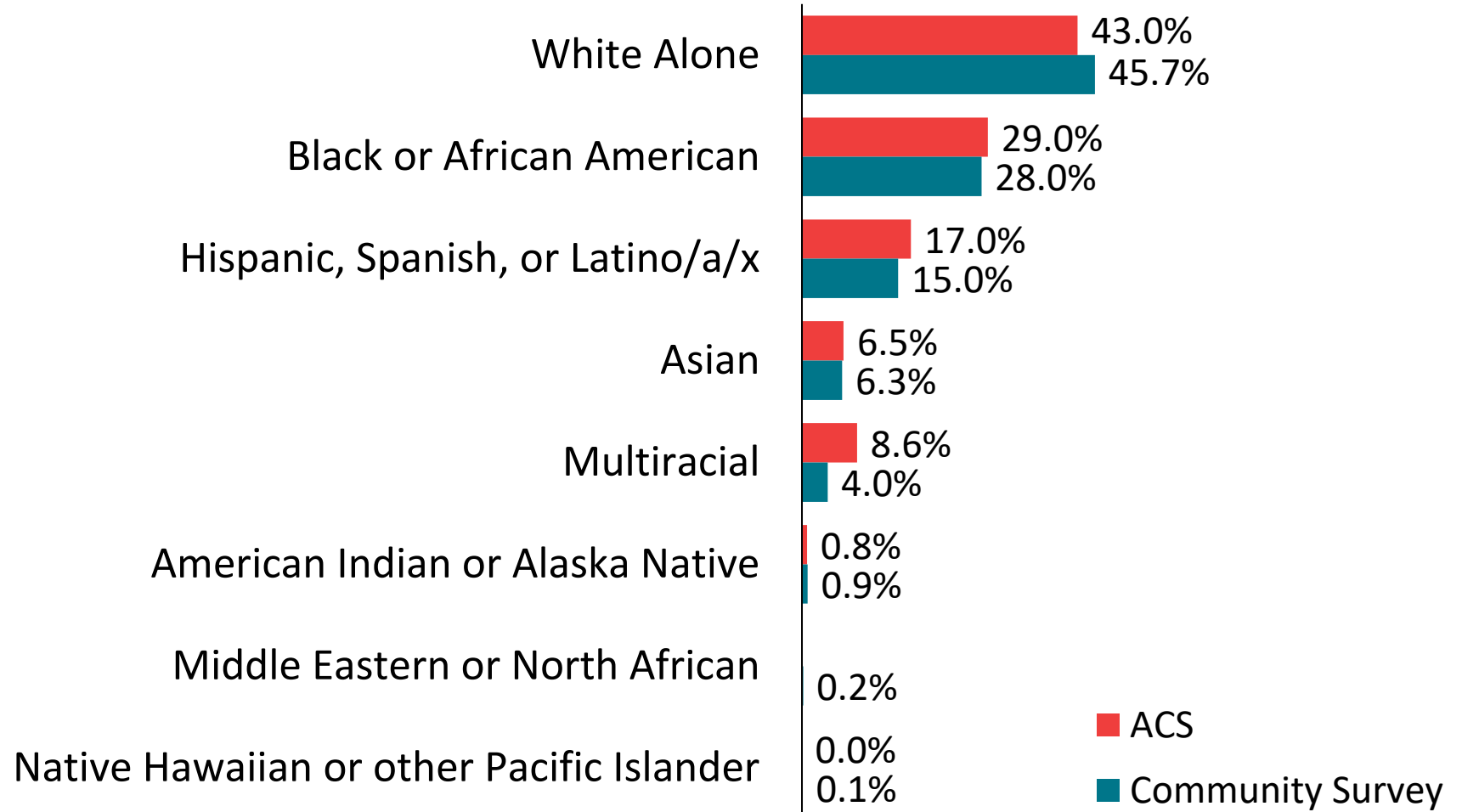
Conducted by ETC Institute as part of the 2025 Community Survey

Results

Representative Sample

1,118 surveys with at least 171 in each commission district; error of +/- 2.9 pp at the 95% level of confidence

Responses by Race/Ethnicity Compared to Census



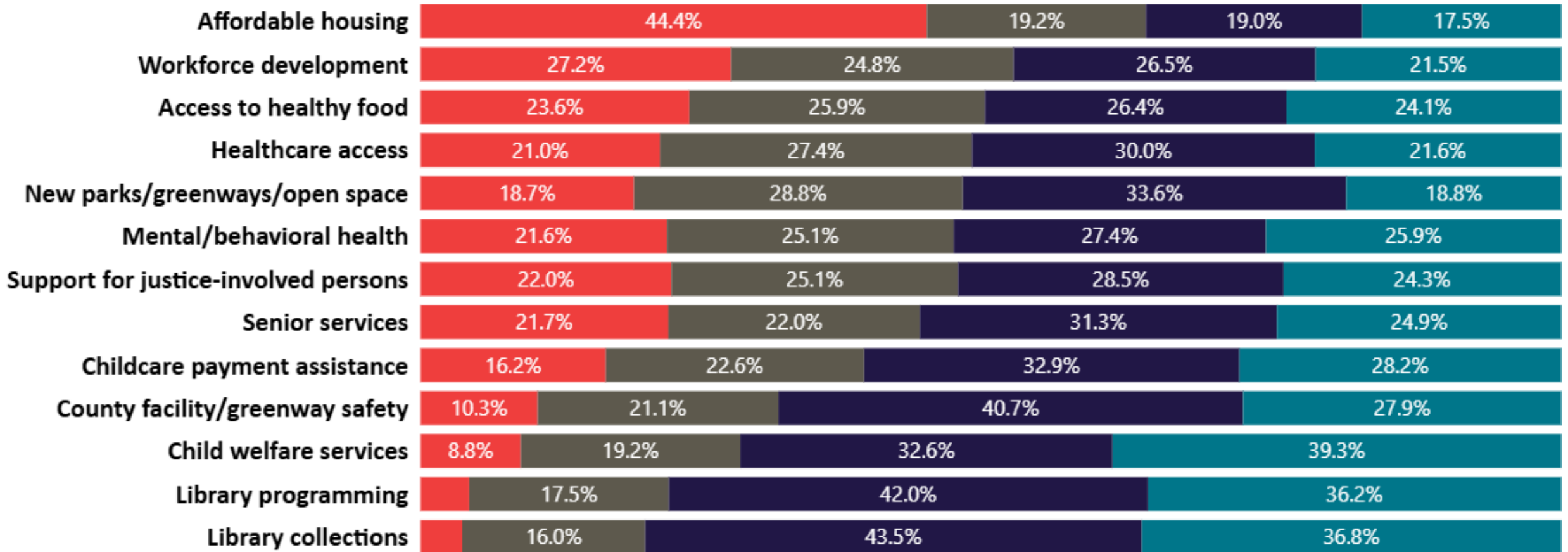
Commissioner District

District	# Representative
1	172
2	174
3	180
4	208
5	213
6	171
Not Provided	0
TOTAL	1,118

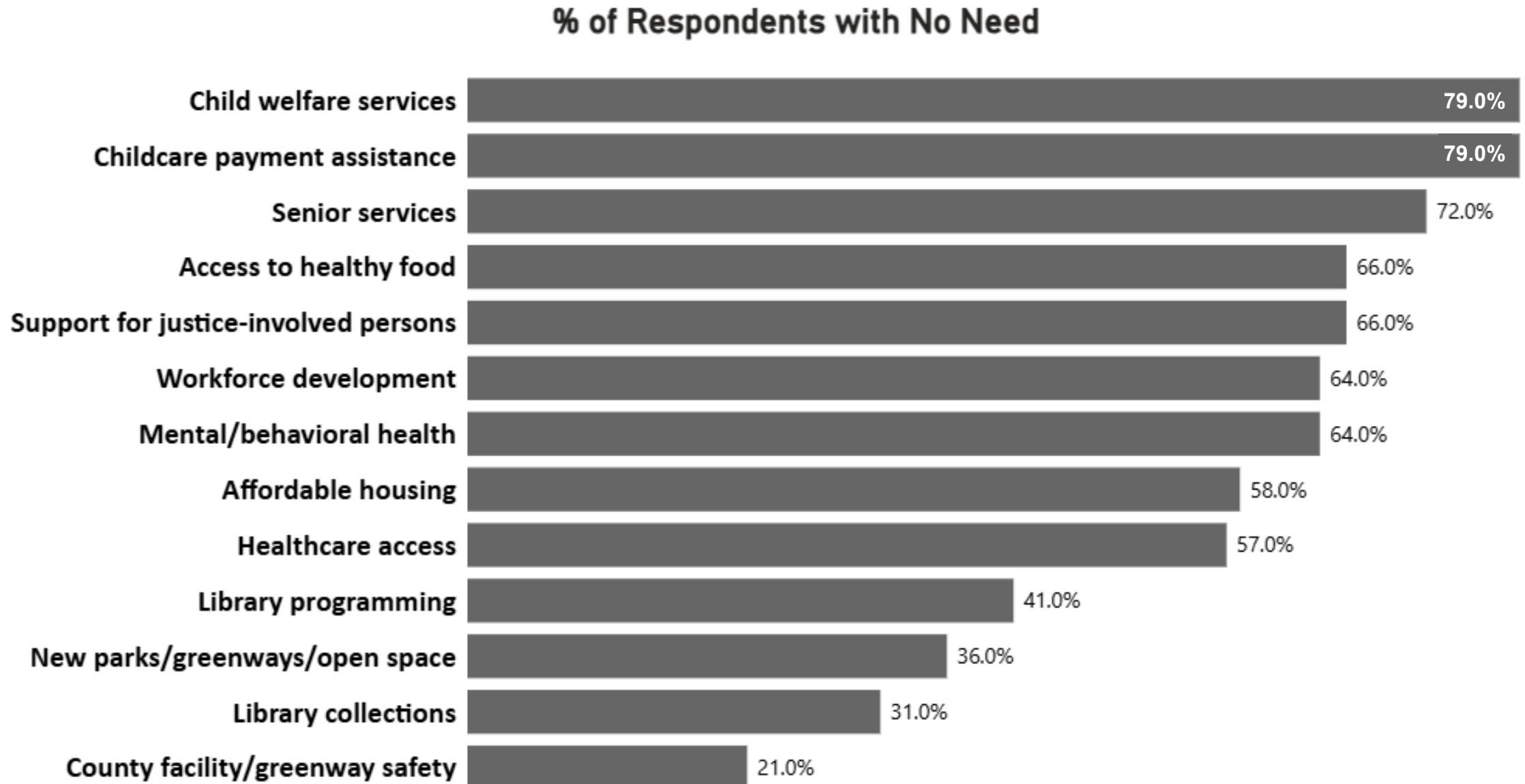
Please indicate how your household's needs for the programs, services, and facilities listed below are being met using a scale of "Fully Met" to "Not Met".

Excludes responses with "No Need".

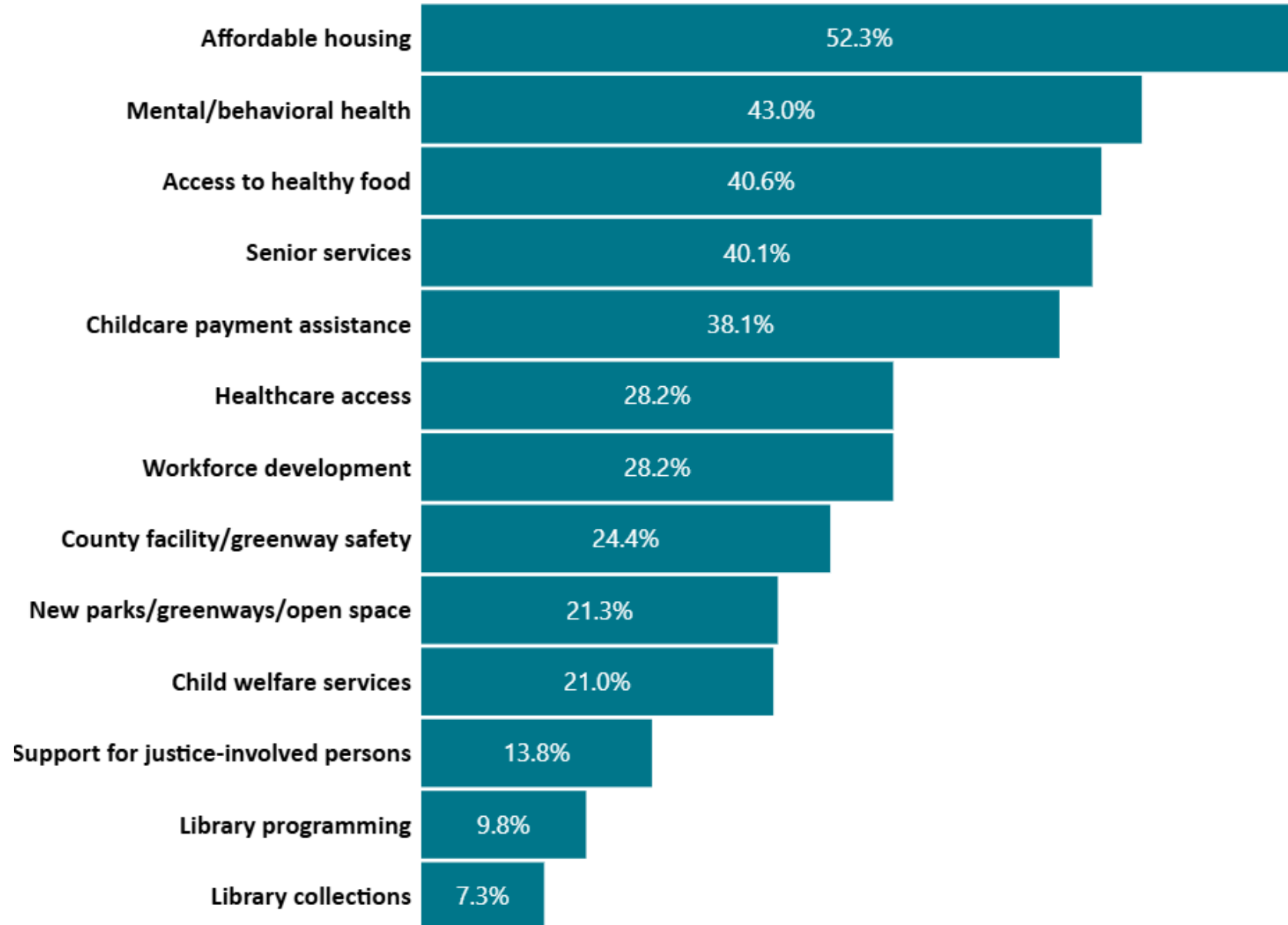
Response ● Not Met ● Partly Met ● Mostly Met ● Fully Met



Respondents Indicated No Need for a Service or Program



Which four of the services/programs/facilities listed above do you think should be the top priorities for additional funding in the County's Budget?

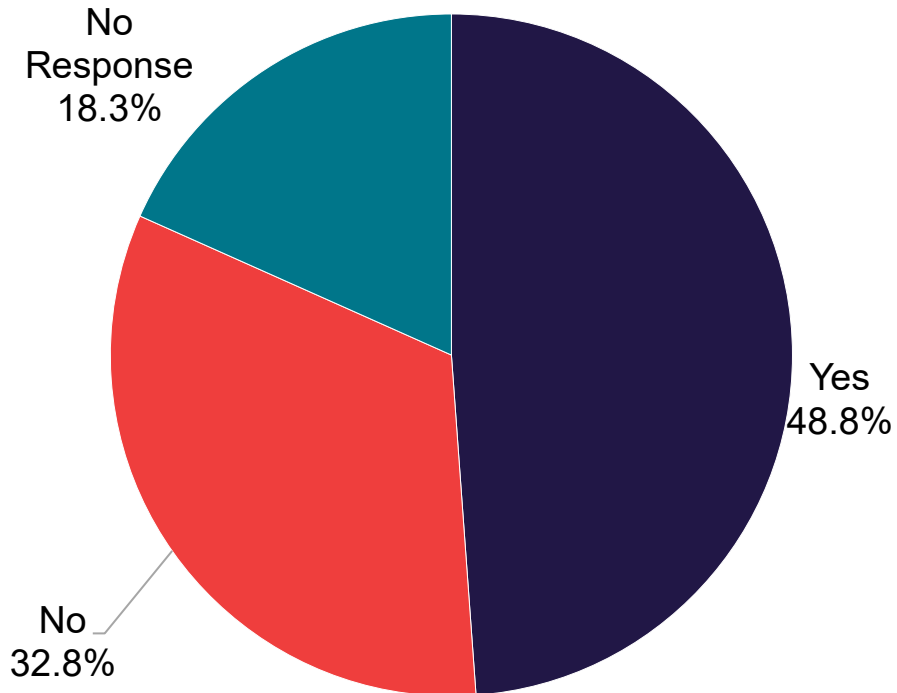


Which FOUR of the services/programs/facilities listed above do you think should be the top priorities for additional funding in the County's Budget?

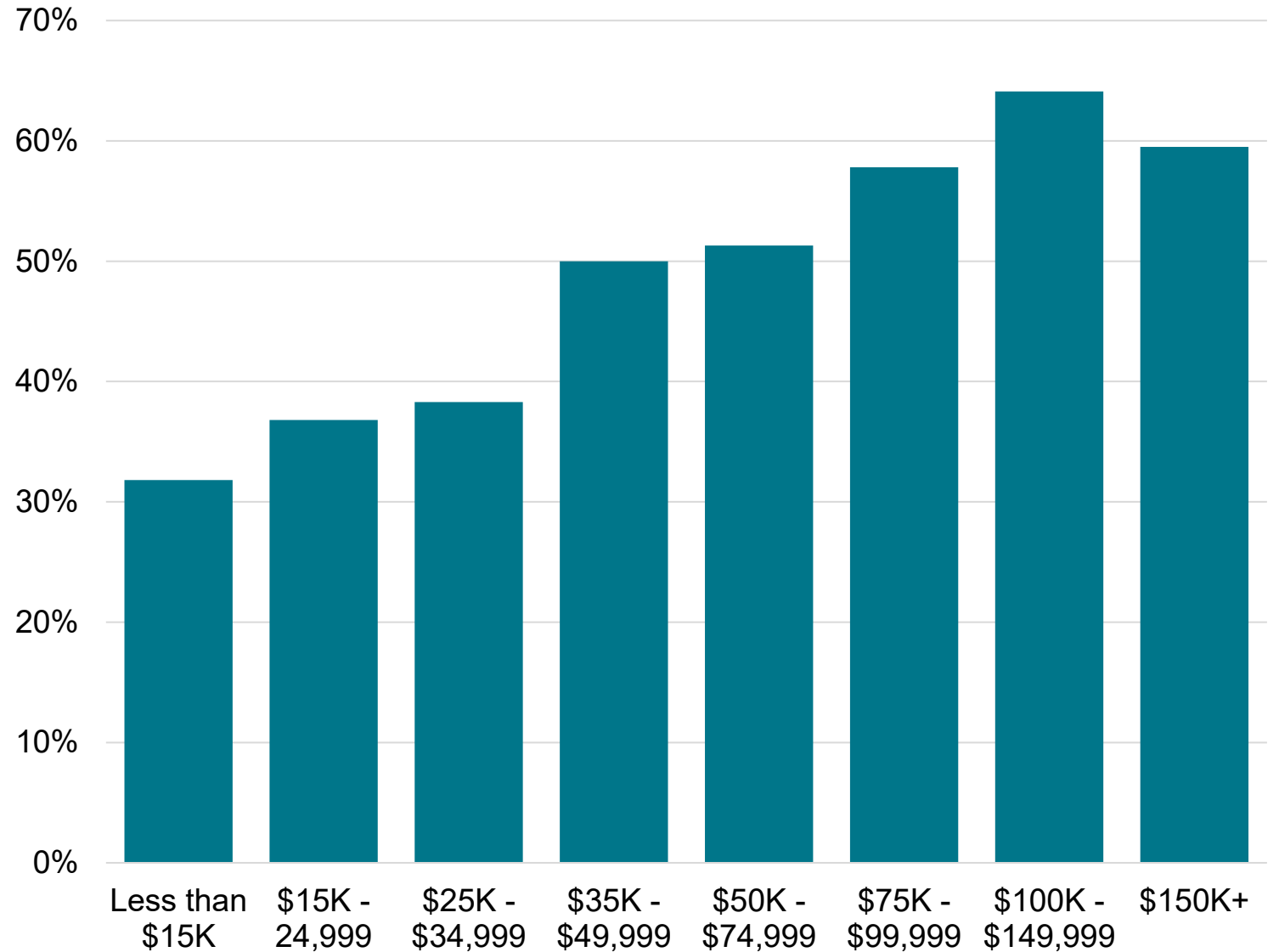
Service	1st Priority	2nd Priority	3rd Priority	4th Priority
Affordable Housing	22.8%	12.6%	13.2%	7.9%
Mental/behavioral health	8.9%	13.0%	13.9%	11.0%
Access to healthy food	10.4%	11.8%	11.8%	10.2%
Senior Services	13.2%	12.6%	9.5%	8.0%
Childcare payment assistance	9.5%	12.2%	10.6%	9.2%
Healthcare access	4.1%	6.7%	8.1%	12.0%
Workforce development	4.2%	6.0%	9.9%	10.8%
County facility/greenway safety	6.6%	5.8%	7.7%	6.3%
New parks/greenways/open space	6.5%	5.5%	4.2%	7.0%
Child welfare services	7.5%	5.5%	3.3%	6.6%
Support for justice-involved persons	2.8%	3.5%	3.3%	5.4%
Library programming	1.5%	2.7%	2.8%	3.7%
Library collections	2.1%	2.2%	1.6%	2.1%
	100.0%	100.0%	100.0%	100.0%

Tax Increase

Would you be willing to pay a slight increase in taxes to help fund the services you selected as your top priority?



Respondents Answering "Yes" By Income Bracket



Comparison: Budget Survey Priorities

Ranking	Budget Priorities (Last Year)
1	Efforts by the County to improve access to affordable housing
2	Mental health, behavioral health, and substance use services
3	Services for senior adults
4	Assistance with paying for childcare for low-income families
5	Programs/services that help residents get access to healthy food

Ranking	Budget Priorities
1	Efforts by the County to improve access to affordable housing
2	Mental health, behavioral health, and substance use services
3	Programs/services that help residents get access to healthy food
4	Services for senior adults
5	Workforce development services that provide training and support to help residents get jobs and/or enhance their careers

Access Results

budget.mecknc.gov

The screenshot displays the website's header with navigation links for Residents, Businesses, Government, and Public Notices, along with a search bar and a language dropdown set to English. The main content area features a large image of a person writing on a tablet, overlaid with a white box containing the text 'Office of Management and Budget' and 'Supporting the County Manager and Board of County Commissioners in the development of the County's annual operating budget.' Below this are two buttons: 'FY2026 BUDGET' and 'BUDGET OVERVIEW'. A sidebar on the left lists 'County Manager's Office', 'Office of Management & Budget', 'Budget Overview', 'Budget Engagement', 'Awards and Recognition', 'Business Office', and 'Contact Info'. A red oval highlights a notification box at the bottom of the page that reads 'FY2027 Budget Process is Underway' and includes a link to 'View the results for the FY2027 Resident Budget Priority Survey'.

Results Dashboard