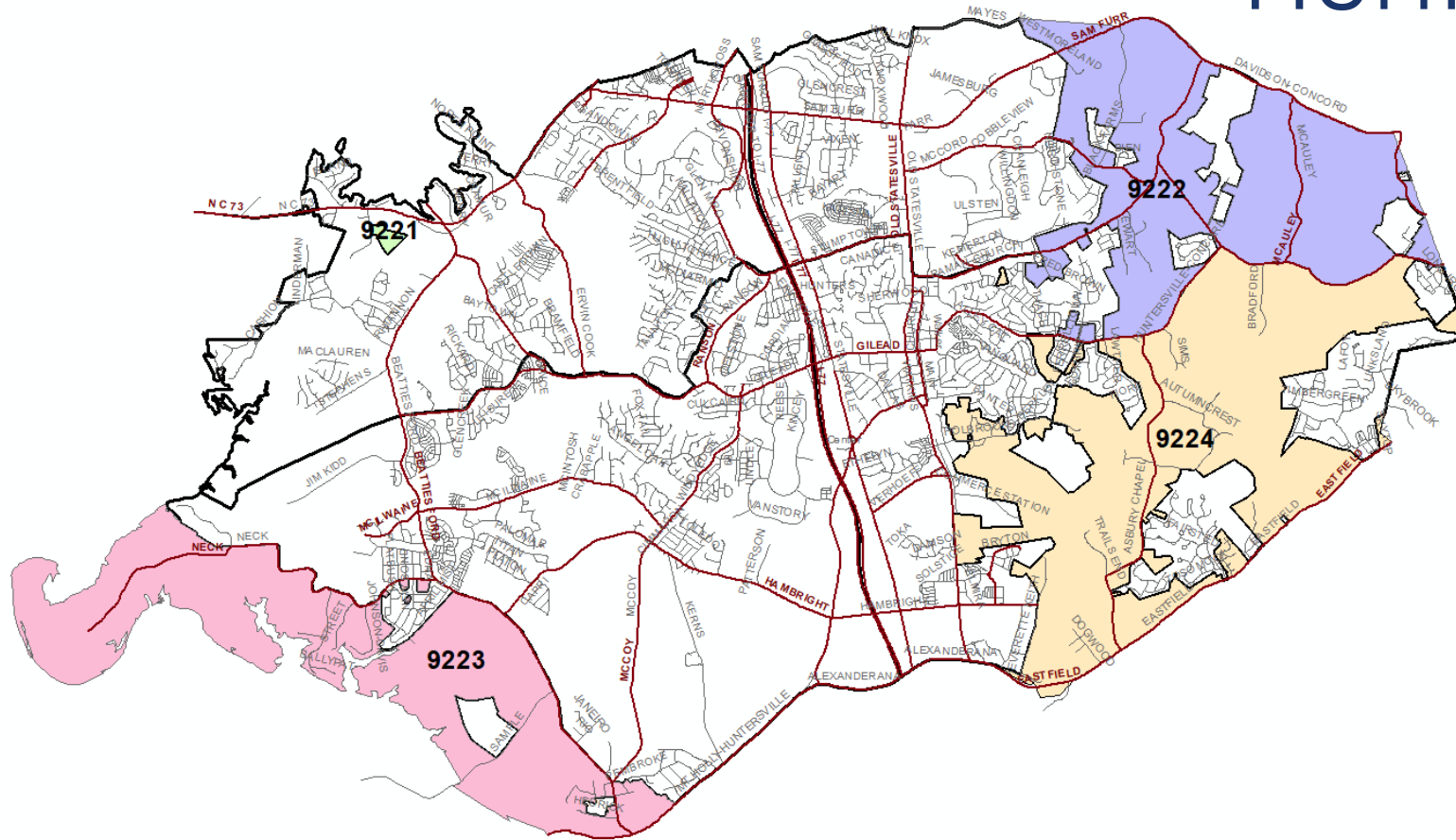


Huntersville Police Department

2023 Annual ETJ Summary

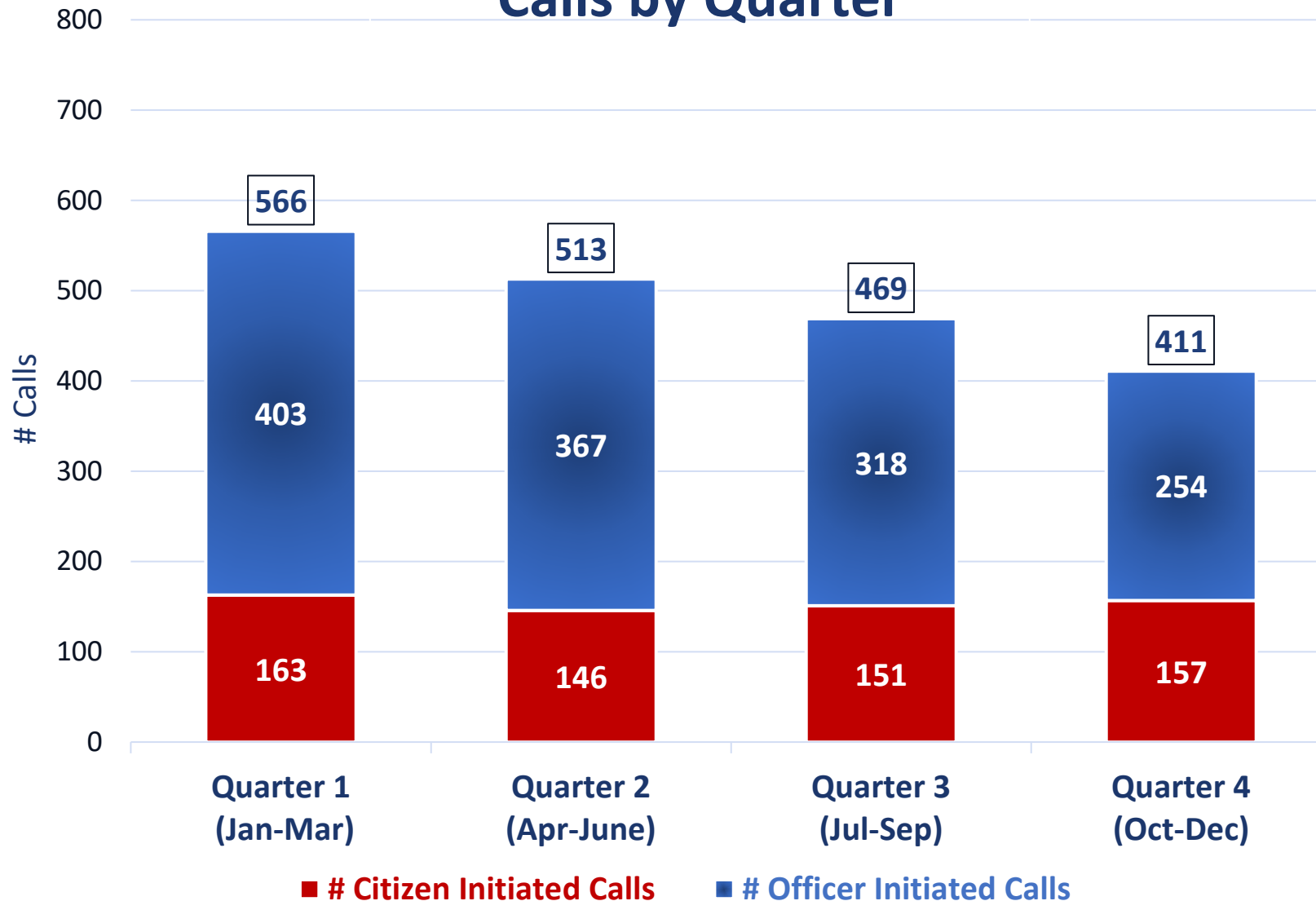


Disclaimer:

Data provided in this report is compiled from Huntersville Police Department Records. All files used to generate this report are dynamic. Dynamic files allow additions, deletions and/or modifications at any time, resulting in more accurate records in the databases. Due to continuous data entry after reports are compiled, subsequent reports are subject to change. Data source(s) for this report include: CAD and Offense data.



Calls by Quarter



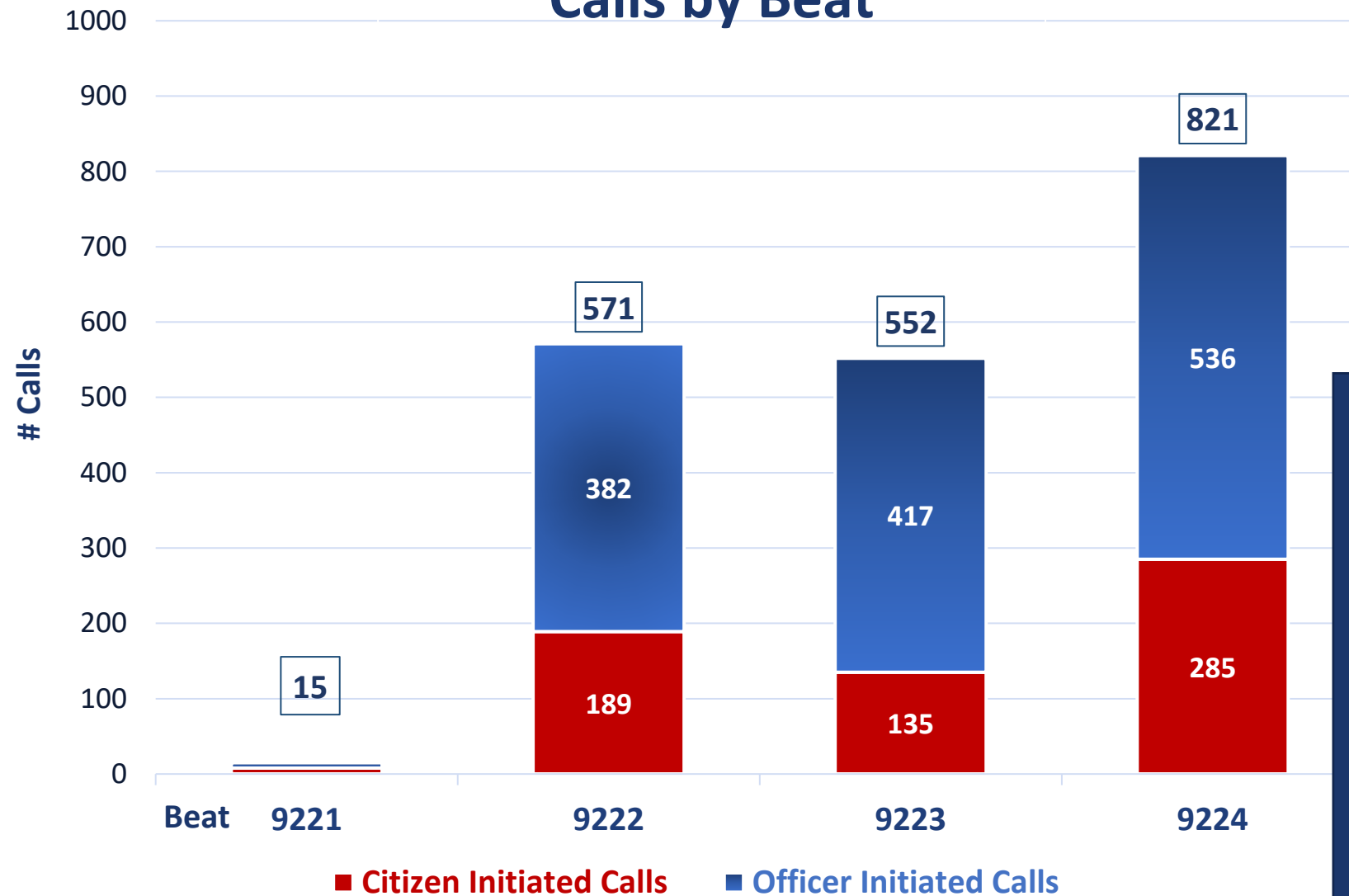
ETJ

Number of Calls for Service by Quarter



How Call Received	# Calls	%
Citizen Initiated	617	31%
Officer Initiated	1,342	69%
Total Calls	1,959	100%

Calls by Beat



ETJ

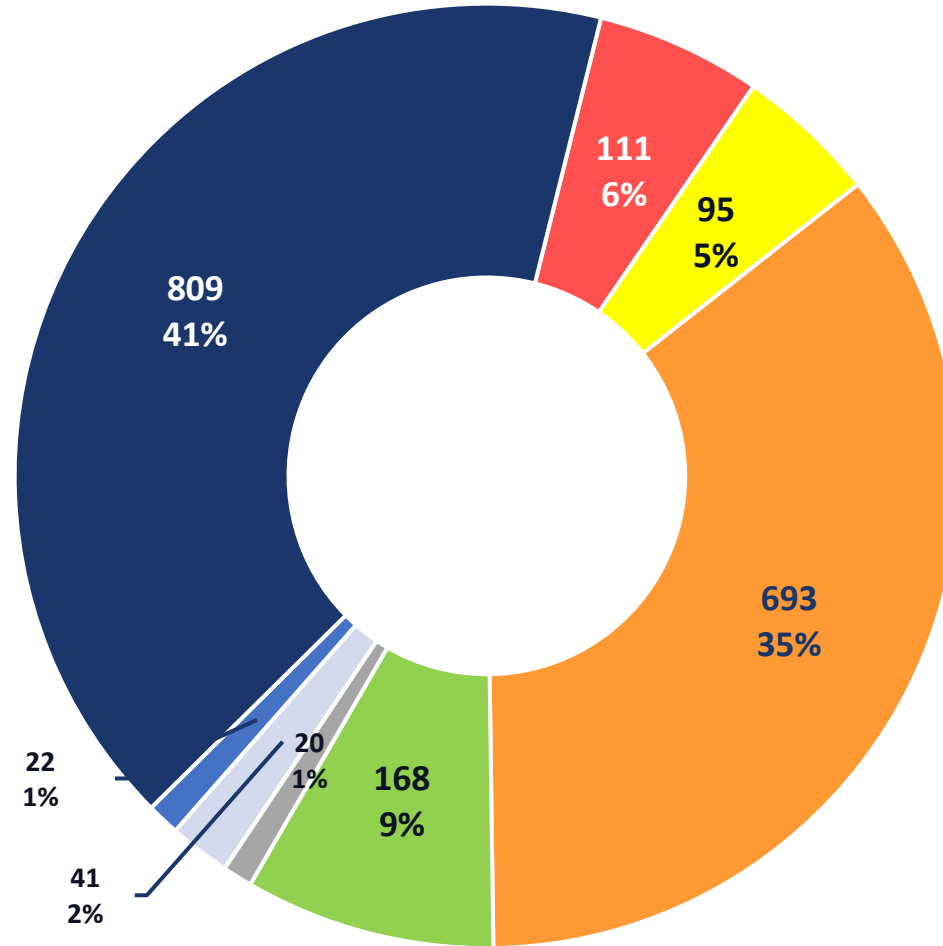
*Number of Calls for
Service by Beat*



How Call Received	# Calls	%
Citizen Initiated	617	31%
Officer Initiated	1,342	69%
Total Calls	1,959	100%

Priority Level	Translation
1	Emergency
2	Urgent
3	Immediate
5	Routine
6,7,8	Animal Related Calls
9	Zone Checks, Caller requests call back

Original Priority Level



■ 1 ■ 2 ■ 3 ■ 5 ■ 6 ■ 7 ■ 8 ■ 9
 highest lowest

Total n=1,959

ETJ

*Calls by
Priority
Level*





Top Citizen Initiated Dispatched Call Types

ACCIDENT IN ROADWAY-PROPERTY DAMAGE

87

CHECK THE WELFARE OF

68

SUSPICIOUS PERSON/PROWLER

38

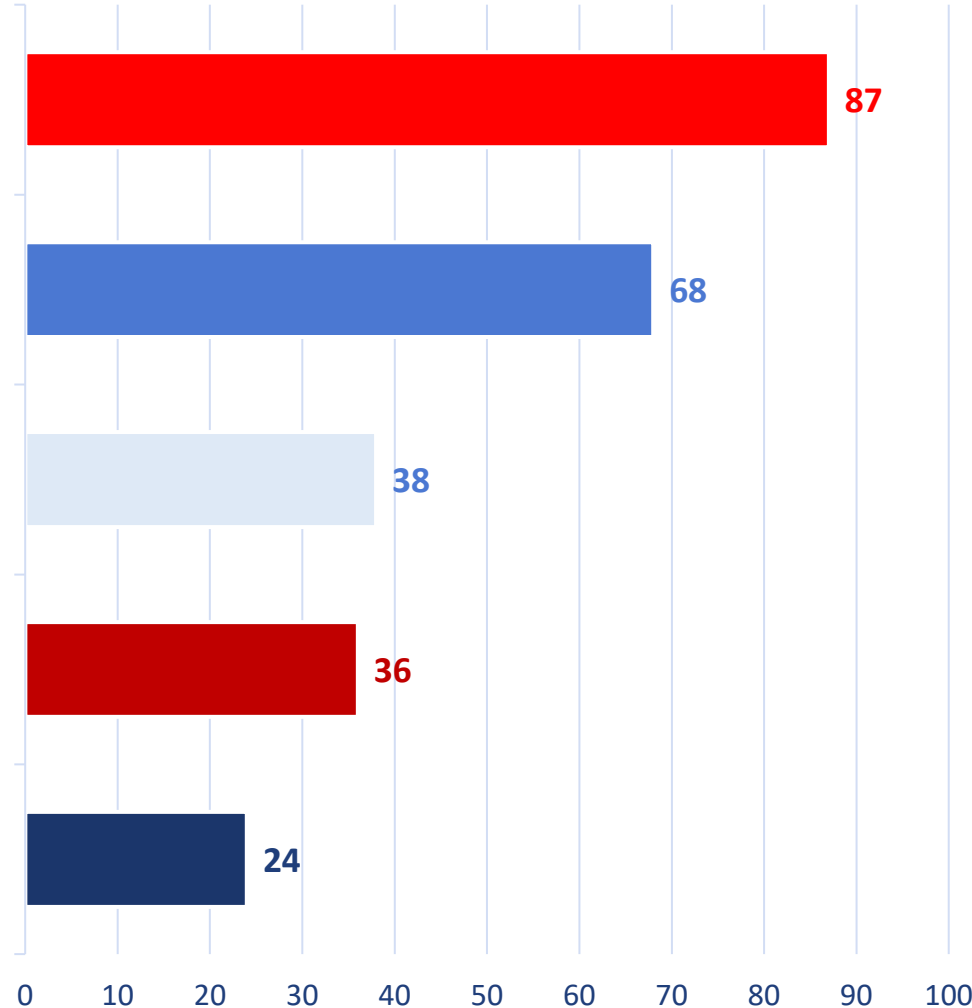
ACCIDENT-PERSONAL INJURY

36

DISTURBANCE

24

Total n=253




ETJ

Top Five

Citizen Initiated Calls
by Type*

*based on final call type



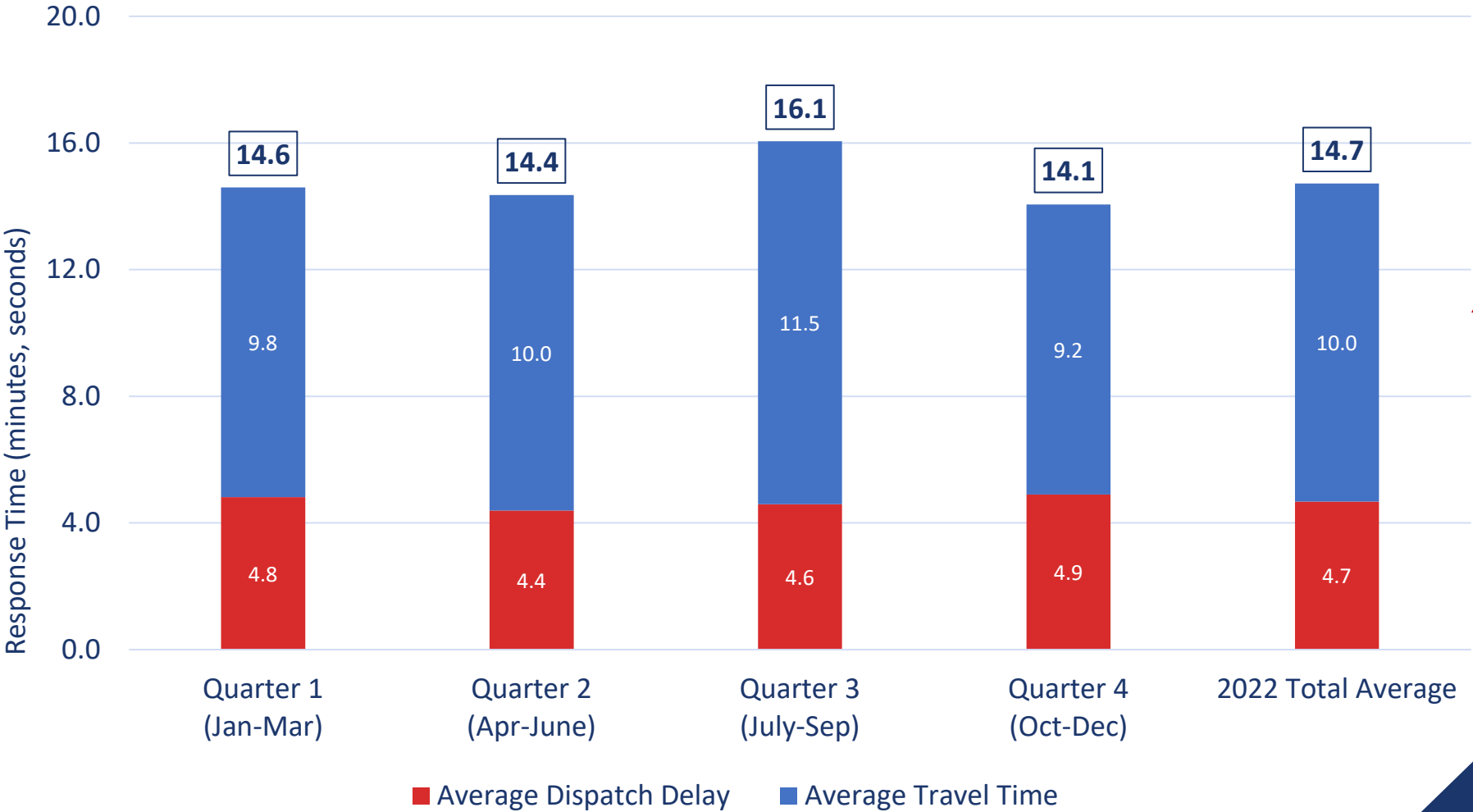
ETJ Citizen-Initiated Calls for Service Average Response Times by Quarter

ETJ

Citizen Calls

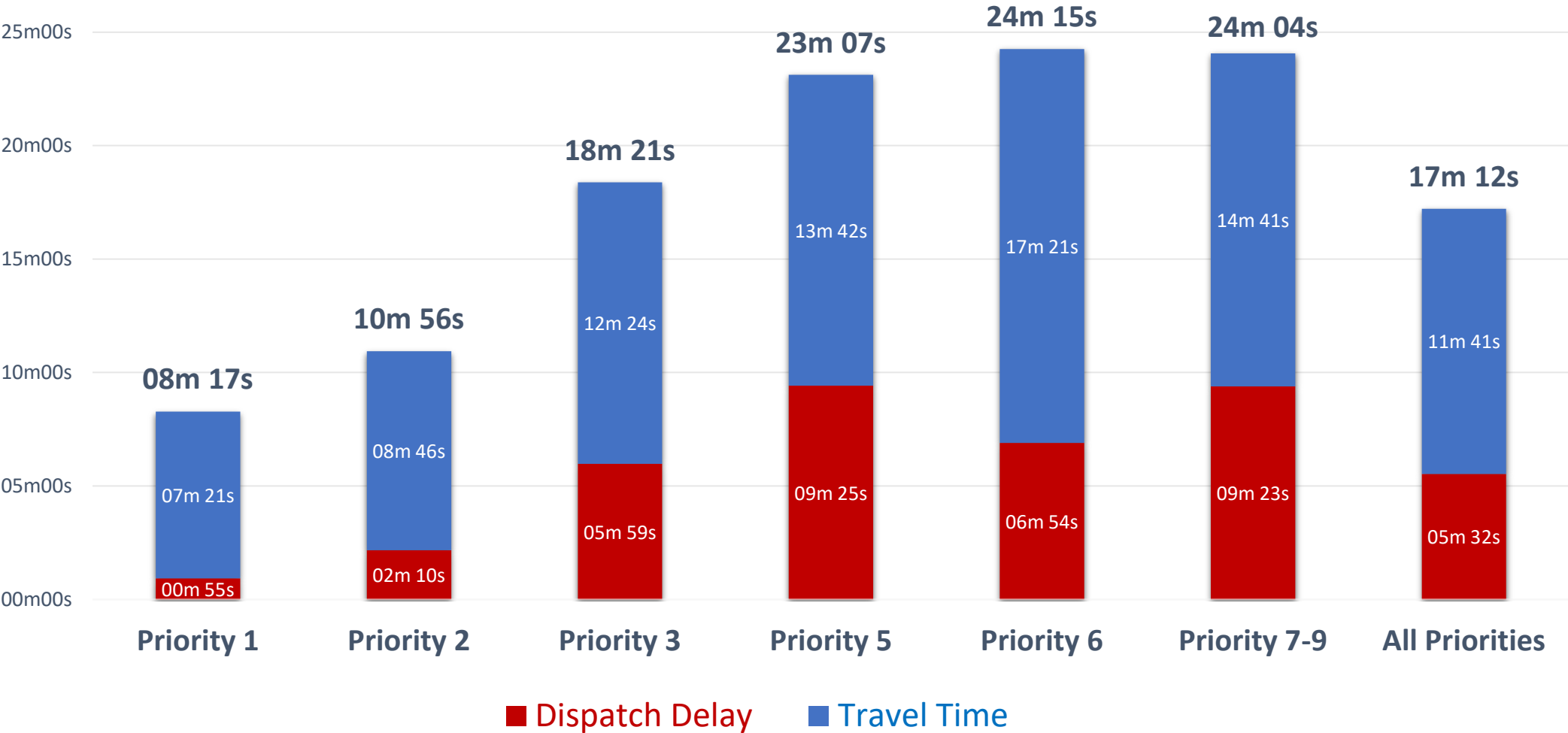
*Average
Response
Times**

*based on original priority level



2023 Huntersville Police Department Citizen Initiated Calls Only

Response Time: 911 Pickup to Arrived on Scene



Dispatch pickup to
assigned to officer

Assigned to officer to
arrived on scene

The data used to determine these times was limited to records where the agency type was Police, the time the primary unit assigned was populated, the time the unit arrived was populated, total service time was not null, and citizen-initiated calls only. The following call dispositions were excluded from analysis: cancelled, advised event (BOLO), 911 hang-ups, and officer-initiated calls. The original priority level was used in this analysis instead of final priority level which could skew results. Additionally, the standard deviation was calculated using the above parameters by priority. Calls which had 0 or null response time as well as calls that were two standard deviations above the average were identified as outliers and excluded (90 calls total). Date range 1/1/2023-12/31/2023

Top Officer Initiated Call Types

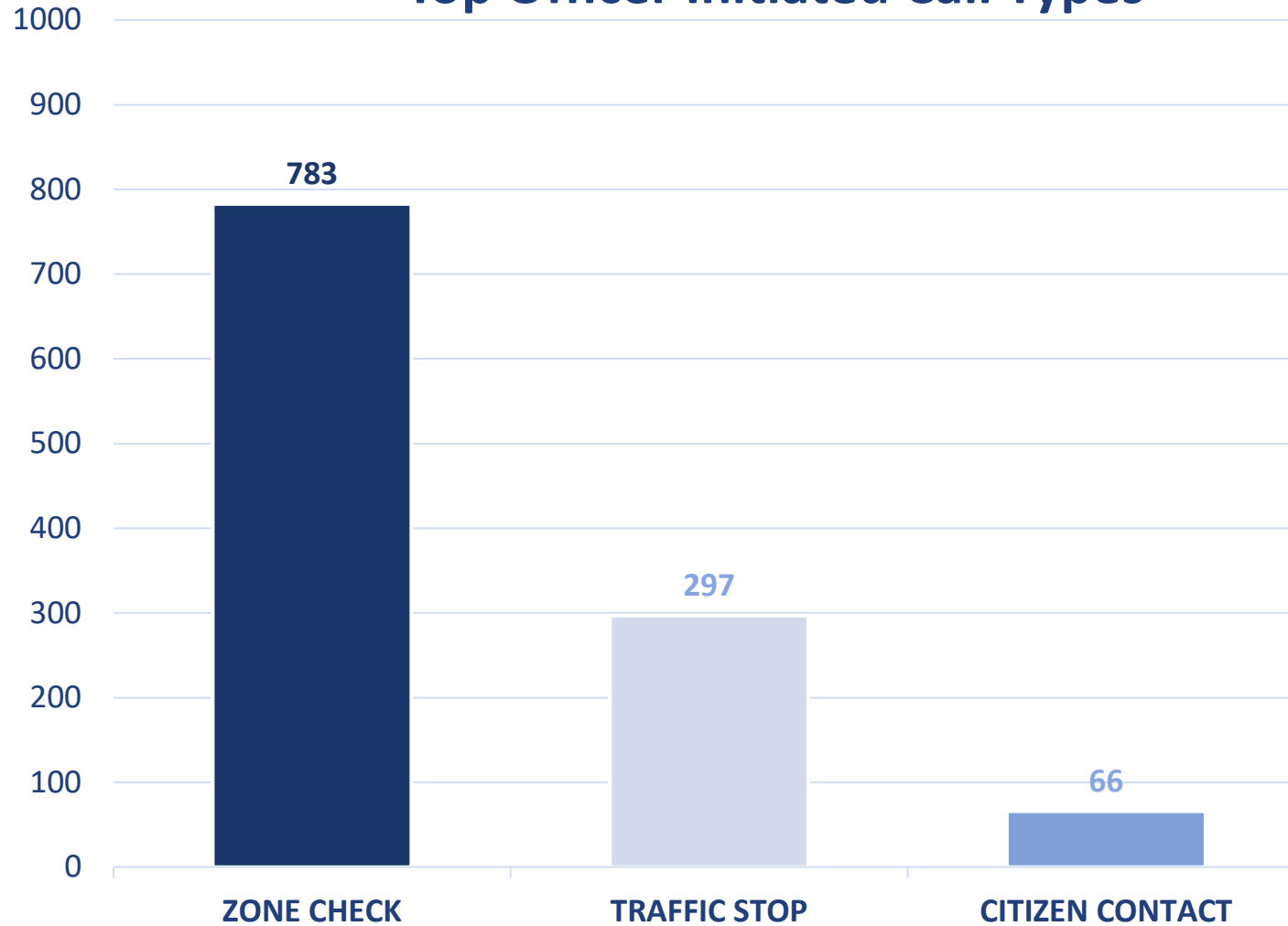


ETJ


Top Three

Officer Initiated Calls
by Type*

*based on final call type



Total n=823



555 hours of officer time spent

571 total traffic related calls for service
including 297 traffic stops

119 citations written and 170 warnings given

149 traffic crashes including with 37 personal
injuries (0 fatalities-townwide)



ETJ
Traffic
Safety

2023 ARRESTS IN ETJ

n=11

Arrest Number	Date	Arrest Day	Quarter	Offender Name (not alias)	Race	Sex	Age	Arrest Beat	Charge Desc
1872098	1/10/2023	Tue	1	CUMMINGS, RONALD LEE	Black	Male	29	9223	Simple Poss Schedule II, PWID-MJ, Felony Poss MJ, Posses MJ Paraphernalia, CCW,RDO, Maintain vehicle
1875088	2/23/2023	Thu	1	MULLIS, JENNIFER CHRISTINE	White	Female	48	9224	Driving While Impaired, Felony Posses Schedule II
1878875	4/21/2023	Fri	2	COUNCIL, JAMES THOMAS	Black	Male	33	9224	CCW, Poss MJ, RDO
1879603	5/2/2023	Tue	2	HOWARD, MARK ANTHONY	White	Male	28	9222	Driving While Impaired
1885144	7/22/2023	Sat	3	BUTLER, WAYNE BRIAN	Asian	Male	67	9222	Assault on a Female, False Imprisonment
1888755	9/11/2023	Mon	4	FRAZIER, JOSIE ELIZABETH	White	Female	33	9224	B&E-Forcible entry, Auto Theft, Larceny, Conspiracy to Commit Larceny
1888746	9/11/2023	Mon	4	HINTON, JUSTIN LEE	White	Male	35	9224	B&E-Forcible entry, Possess stolen veh, Larceny, Conspiracy to Commit Larceny
1888745	9/11/2023	Mon	4	LUTHER, ROBERT LEE	White	Male	44	9224	B&E-Forcible entry, Auto Theft, Felony Larceny, Conspiracy to Commit Larceny, Felony Poss Schedule II, Poss Drug Paraphernalia, Poss firearm by felon
1891225	10/22/2023	Sun	4	THOMPSON, JOSEPH EUGENE	Black	Male	59	9224	ADW, Communicating Threats
1891839	11/1/2023	Wed	4	GARCIA, KEVIN MICHAEL	White	Male	37	9224	Driving While Impaired
1892486	11/12/2023	Sun	4	ALMENDAREZ, JOHNNY FABRICIO	White	Male	40	9222	Driving While Impaired

2019-2023 ETJ NIBRS

Group A Crime

5 Year Trend



NIBRS Group A Offense	2019	2020	2021	2022	2023	% change	5 Year Avg
Aggravated Assault	5	3	5	4	2	-50%	4
Simple Assault	14	18	7	12	19	58%	14
Forcible Rape	0	1	1	1	0	-100%	1
Forcible Fondling	1	0	0	3	1	-67%	1
Statutory Rape	0	0	1	0	0	n.c	0
Intimidation	4	5	5	10	9	-10%	7
Kidnapping	2	0	0	0	2	200%	1
NIBRS Group A Crimes Against Persons Total	26	27	19	30	33	10%	27
Arson	0	0	1	0	0	n.c	0
Burglary/B&E	9	21	20	15	17	13%	16
Credit Card/Teller Fraud	1	0	0	0	0	n.c	0
Counterfeiting/Forgery	0	0	0	0	1	100%	0
Damage/Vandalism Of Property	9	7	11	15	12	-20%	11
Embezzlement	0	0	0	2	0	-100%	0
Extortion/Blackmail	0	0	0	0	2	200%	0
False Pretenses/Swindle	0	4	1	3	4	33%	2
Identity Theft	2	2	2	3	6	100%	3
Impersonation	0	0	0	0	3	300%	1
Motor Vehicle Theft	6	3	0	5	7	40%	4
Pocket-Picking	0	0	0	2	0	-100%	0
Purse-Snatching	0	0	0	1	0	-100%	0
Robbery	1	0	1	0	0	n.c	0
Shoplifting	0	0	0	0	1	100%	0
Stolen Property Offenses	1	1	1	1	1	0%	1
Theft From Building	8	19	15	14	14	0%	14
Theft From Motor Vehicle	11	12	4	7	15	114%	10
Theft of Motor Vehicle Parts from Vehicle	1	0	0	1	1	0%	1
All Other Thefts	13	14	21	17	10	-41%	15
Wire Fraud	0	0	1	0	1	100%	0
NIBRS Group A Crimes Against Property Total	62	83	78	86	95	10%	81
Betting/Wagering	1	1	0	0	0	n.c	0
Drug Equipment Violations	12	12	3	12	6	-50%	9
Drug/Narcotic Violations	13	15	11	17	9	-47%	13
Gambling Equipment Violations	0	0	1	0	0	n.c	0
Weapon Law Violations	1	3	4	8	7	-13%	5
NIBRS Group A Crimes Against Society Total	27	31	19	37	22	-41%	27
Grand Total	115	141	116	153	150	-2%	135

2023 ETJ NIBRS *Group A* *Violent Crime* Notable Incidents



Case 20231105-0841-03

Aggravated Assault-SIOD-Shots into Occupied Dwelling

12730 McGinnis Ln

Beat 9224

Unk S fired three rounds into nearby excavator on vacant lot, bullets ricocheted and hit victim's house while they were asleep. No injuries

Case 20231105-0841-03

Aggravated Assault-Cutting Instrument

16201 Poplar Tent Church Rd

Beat 9222

2 H/M construction workers got into an argument, suspect cut victim's wrist/forearm (defensive wounds). Wounds were shallow and non-life threatening.

19 total Simple Assault cases in ETJ:

- 11- DV Related (58%)
- 6 -other relationships (ex: acquaintance, friend, employee) (32%)
- 2- Relationship Unknown (10%)