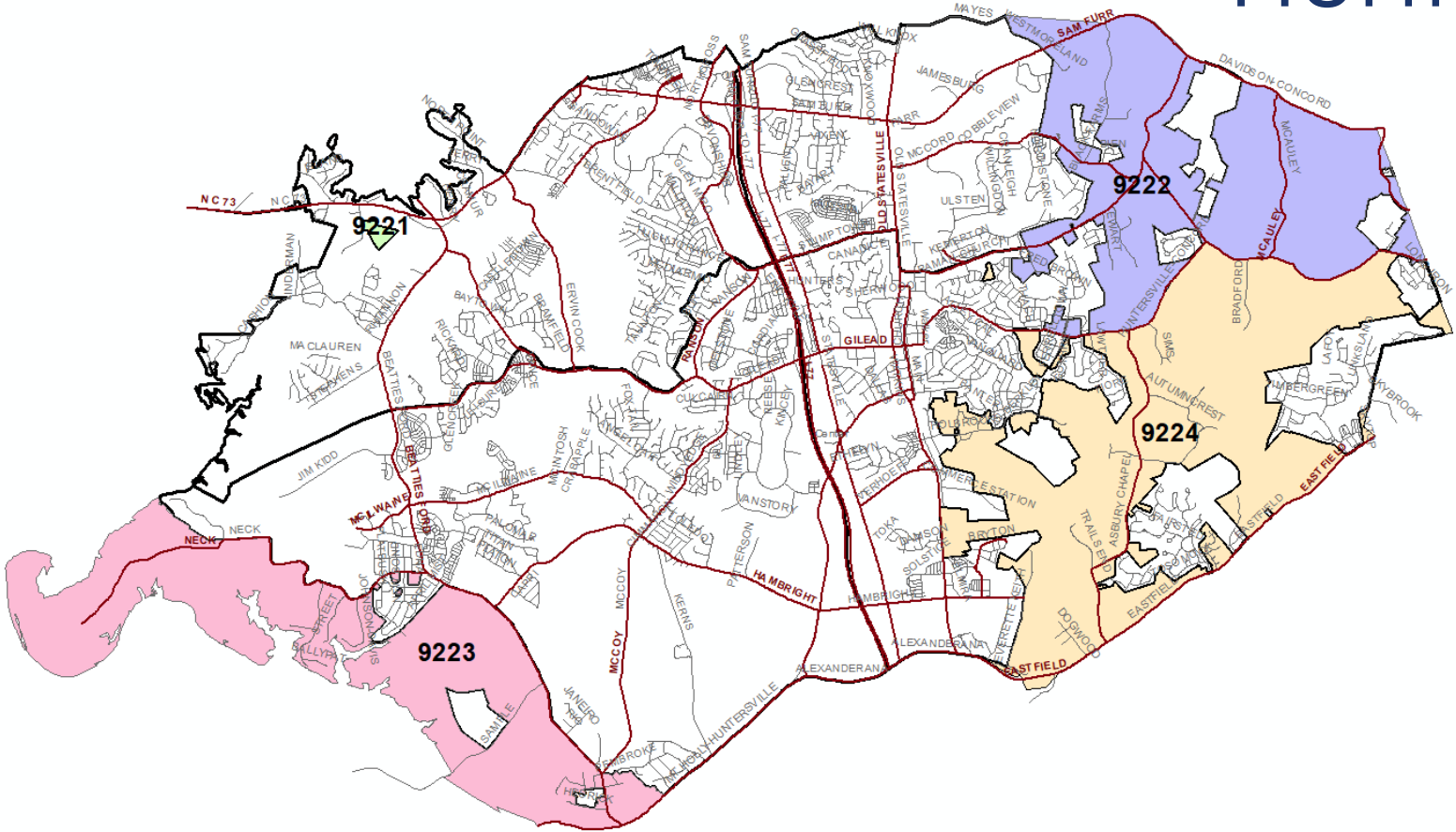


# Huntersville Police Department

## 2024 Annual ETJ Summary



*Disclaimer:*  
Data provided in this report is compiled from Huntersville Police Department Records. All files used to generate this report are dynamic. Dynamic files allow additions, deletions and/or modifications at any time, resulting in more accurate records in the databases. Due to continuous data entry after reports are compiled, subsequent reports are subject to change. Data source(s) for this report include: CAD and Offense data.

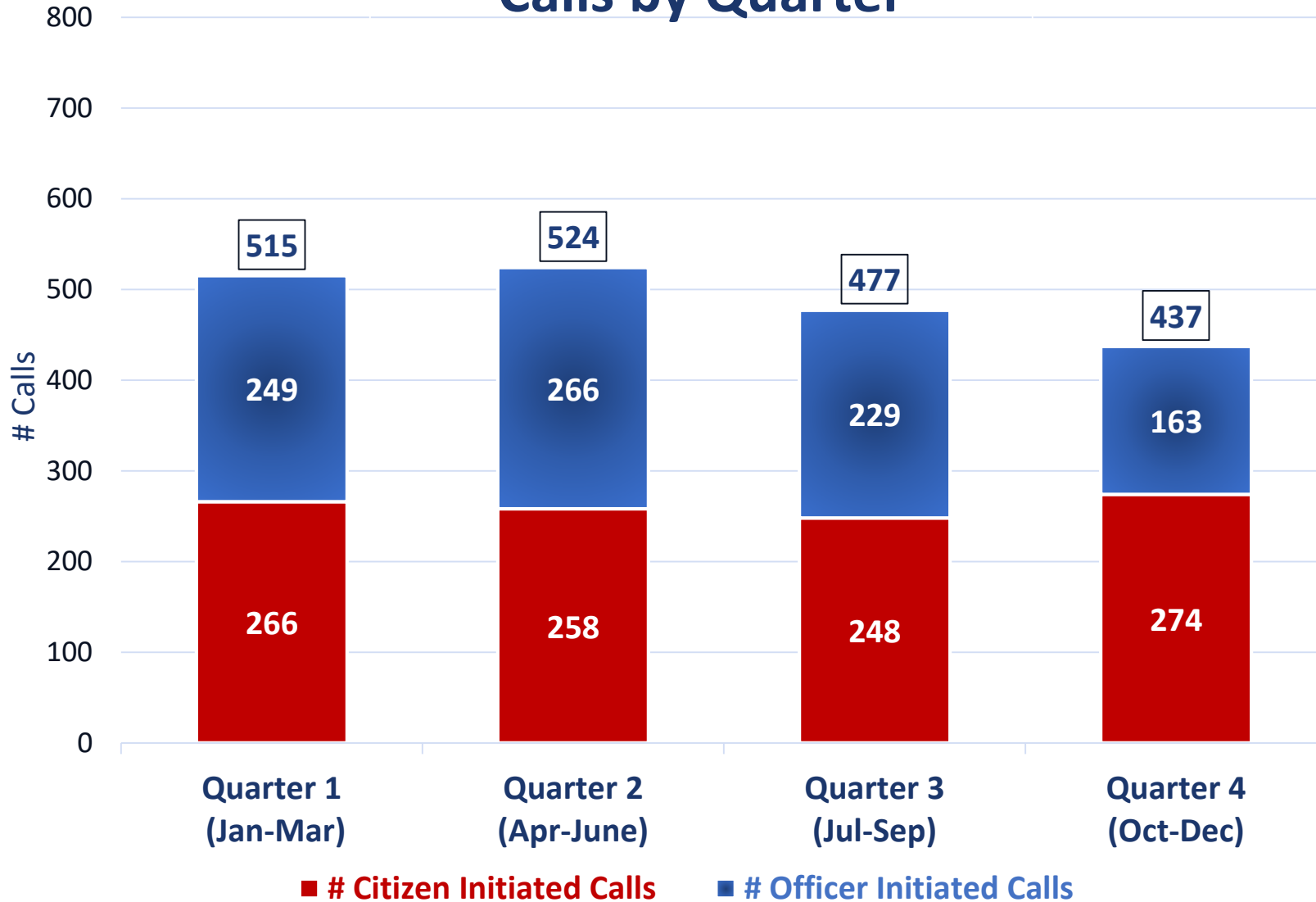


# Calls by Quarter

**ETJ**



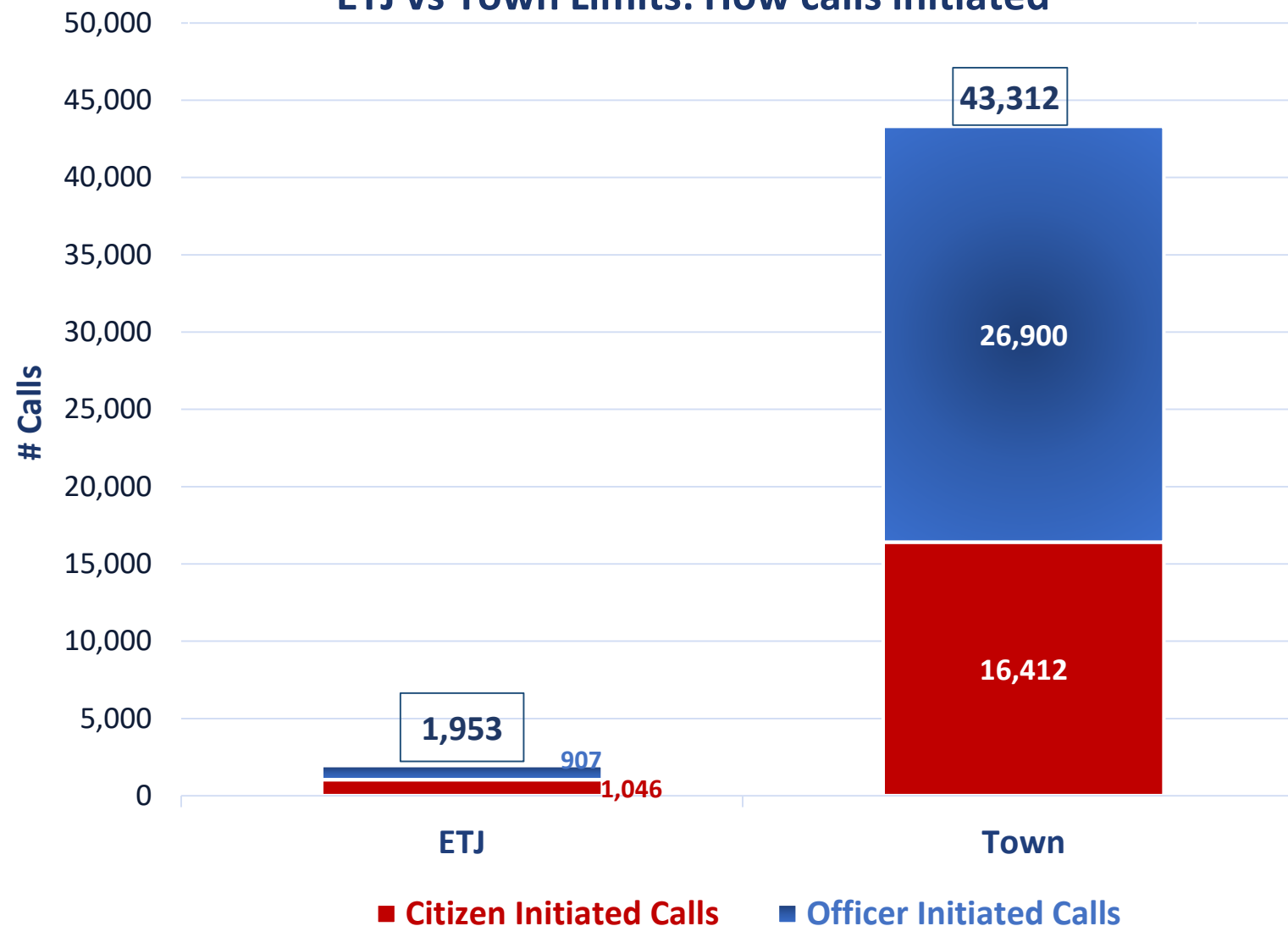
*Number of Calls for Service by Quarter*



How Call Received	# Calls	%
Citizen Initiated	1,046	54%
Officer Initiated	907	46%
<b>Total Calls</b>	<b>1,953</b>	<b>100%</b>

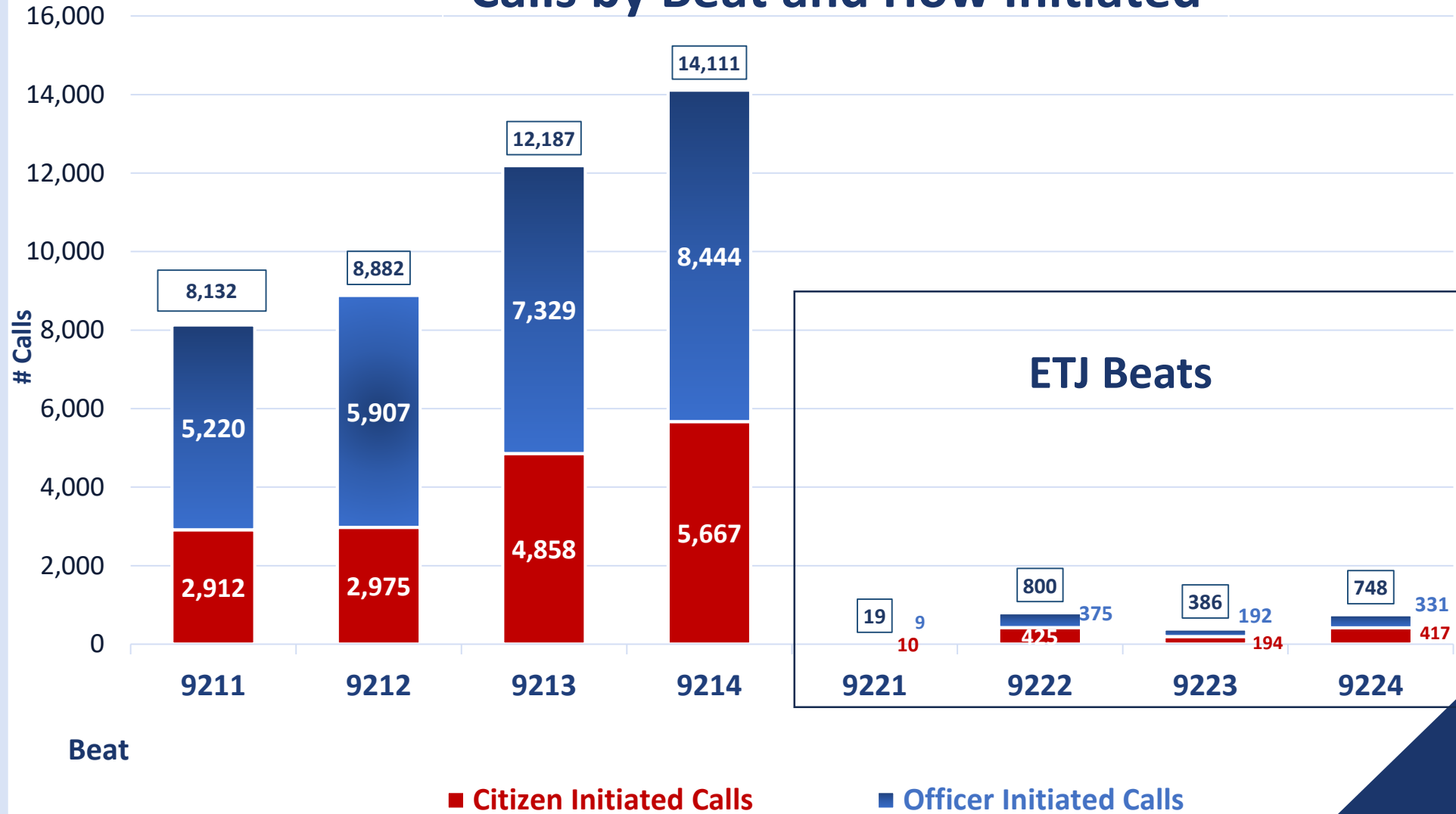


## ETJ vs Town Limits: How calls initiated



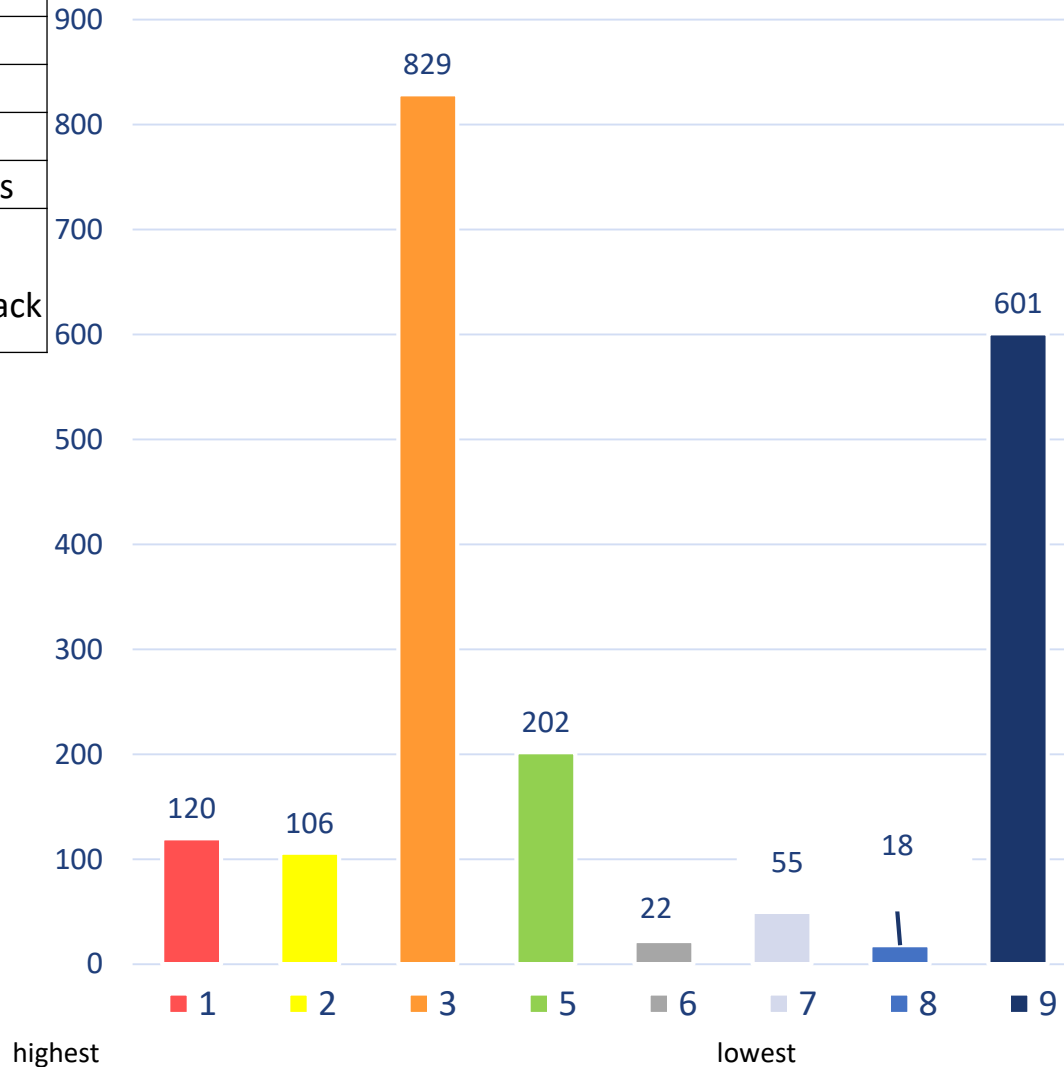
How call initiated by location	ETJ Only	Town Limits
Citizen	54%	38%
Officer	46%	62%

# Calls by Beat and How Initiated



Priority Level	Translation
1	Emergency
2	Urgent
3	Immediate
5	Routine
6,7,8	Animal Related Calls
9	Zone Checks, Caller requests call back

## Original Priority Level



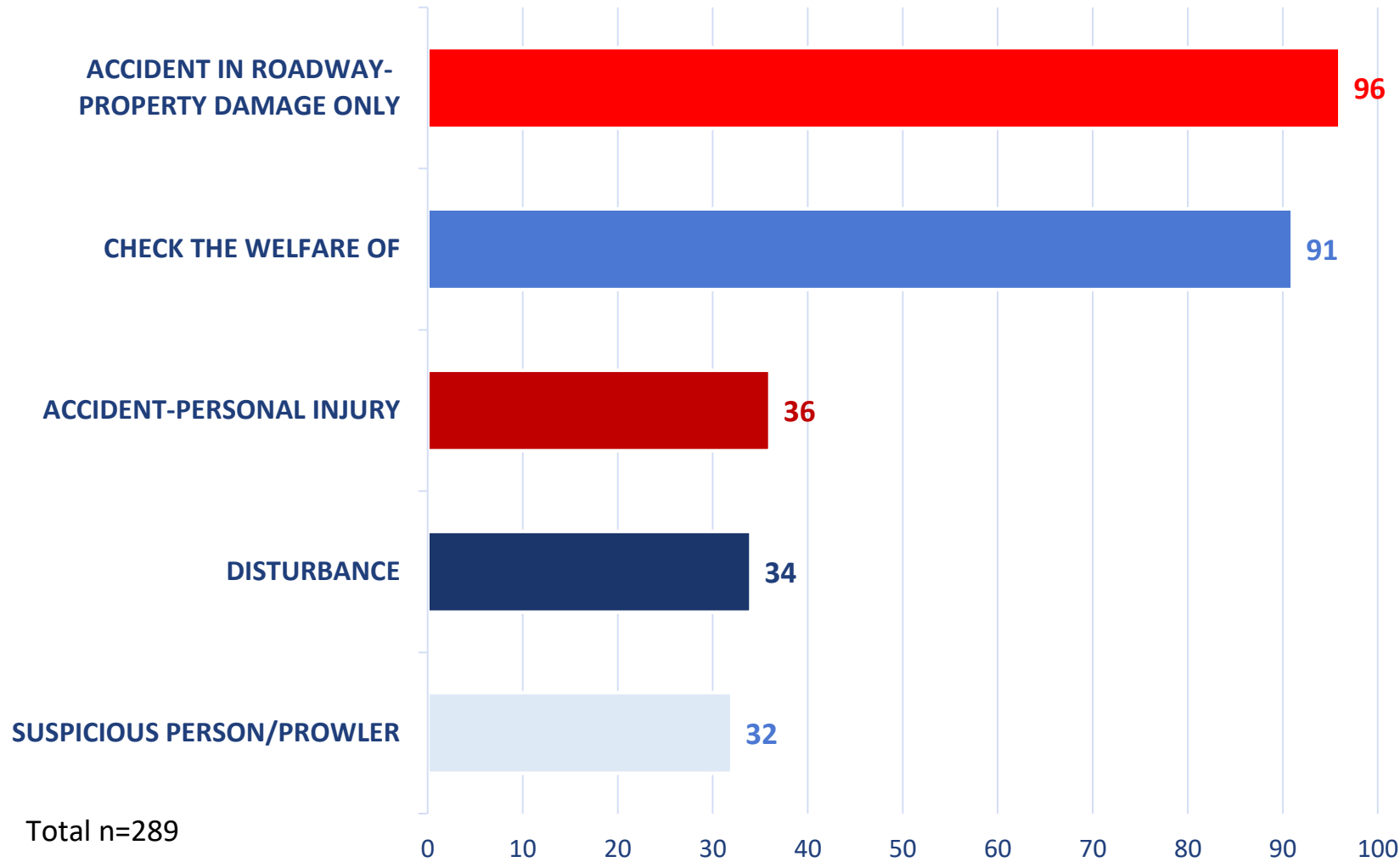
Total n=1,953

ETJ

*Calls by  
Priority  
Level*



## Top Citizen Initiated Dispatched Call Types




ETJ



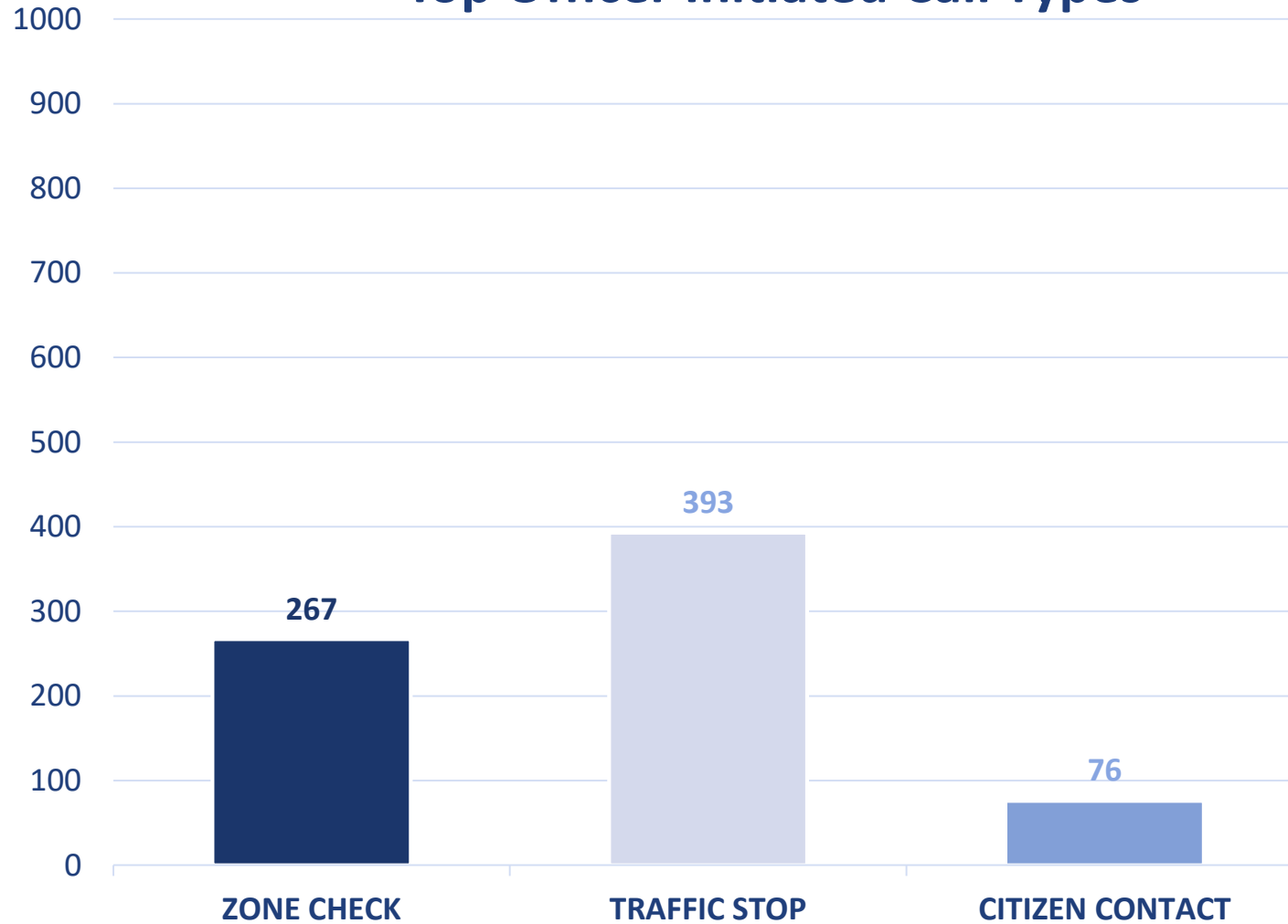
**Top Five**

*Citizen Initiated Calls  
by Type\**

\*based on final call type



## Top Officer Initiated Call Types



Total n=736


# ETJ



## Top Three

Officer Initiated Calls  
by Type\*

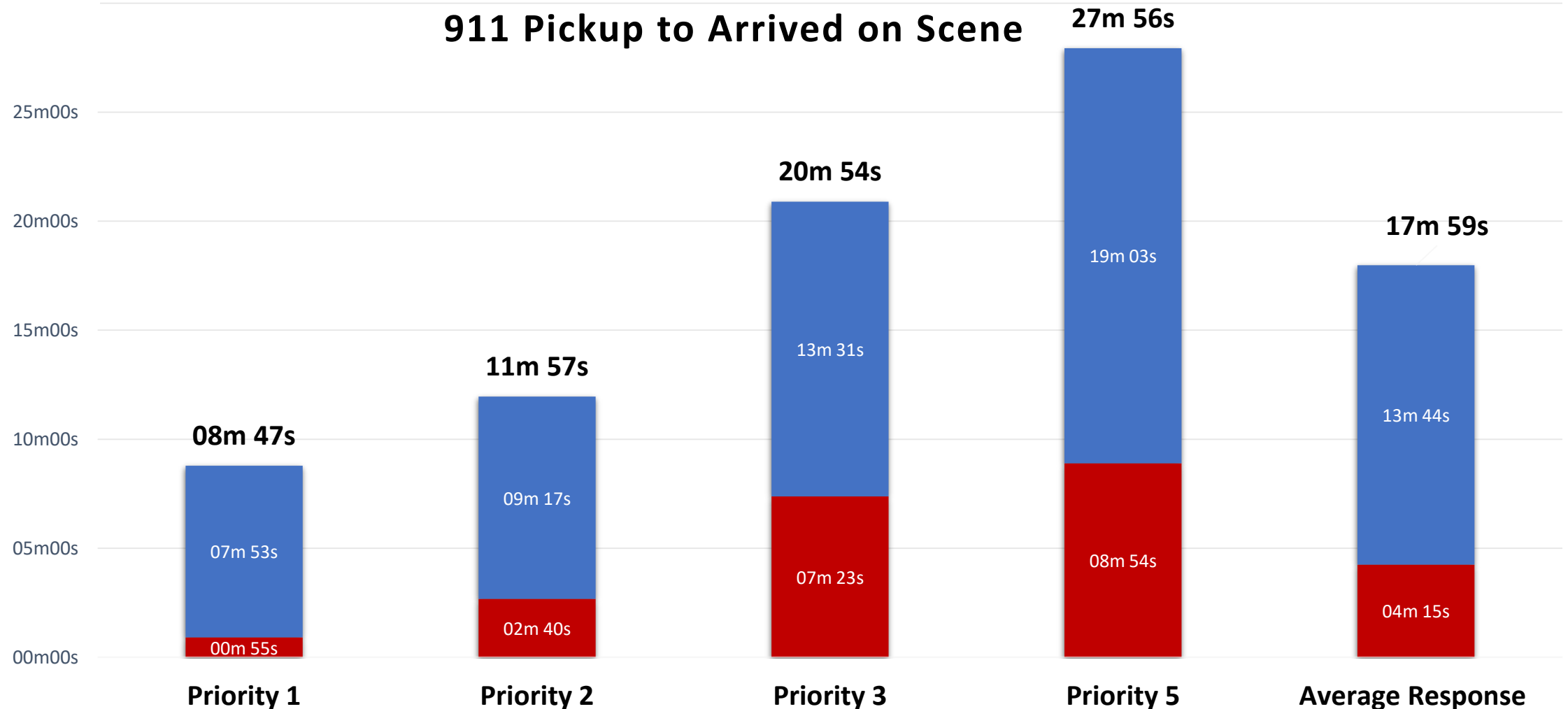
\*based on final call type



# 2024 Huntersville Police Department Response Time

## ETJ Citizen Initiated Calls Only

### 911 Pickup to Arrived on Scene



How Initiated (all other calls except for listed above): Response Time > 0.50 = citizen initiated  
Response Time <= 0.50 = officer initiated

■ Dispatch Delay

Dispatch pickup to assigned to officer

■ Travel Time

Assigned to officer to arrived on scene

Police, the time the primary unit assigned was populated, the time the unit arrived was populated, total service time was not null, and citizen-initiated calls only. The following call dispositions were excluded from analysis: cancelled, advised event (BOL), 911 hang-ups, and officer-initiated calls. The original priority level was used in this analysis instead of final priority level which could skew results. Additionally, the standard deviation was calculated using the above parameters by priority. Calls which were three standard deviations above the average were identified as outliers and excluded (612 calls total). Date range 1/1/2024-12/31/2024




776 hours of officer time spent

733 total traffic related calls for service including traffic stops

153 citations written and 225 warnings given

151 traffic crashes including 36 with personal injuries and 1 fatality



**ETJ**  
**Traffic**  
**Safety**

# 2024 ARRESTS IN ETJ

n=6

Arrest Number	Arrest Date	Arrest Day	Arrestee Name	Race	Sex	Age	Beat	Charge Desc
1898706	2/28/2024	Wed	MCLEOD, TEKİYUS JOEL	Black	Male	20	9224	Possess MJ, carrying concealed gun
1903611	5/16/2024	Thu	DAGOSTINO, GUY ROBERT	White	Male	77	9224	Driving While Impaired
1905453	6/13/2024	Thu	EDDY, DEANDRE JAMES	Black	Male	20	9223	Possession-stolen firearm, Possession-schedule VI controlled substance (MJ), Possession-weapon of mass destruction, carrying concealed gun
1905738	6/18/2024	Tue	CRAIG, DONNIE RAY	White	Male	54	9223	Motor Vehicle Theft
1907387	7/13/2024	Sat	LASHER, JOSHUA	White	Male	23	9223	Interfere with/prevent emergency communication/equipment
1912399	9/27/2024	Fri	REALE, PATRICK ANTHONY	White	Male	38	9222	Driving While Impaired

# 2020-2024 ETJ NIBRS

## Group A Crime

## 5 Year Trend



NIBRS Group A Offense	2020	2021	2022	2023	2024	% change	5 Year Avg
Aggravated Assault	3	5	4	2	1	-50%	3
Simple Assault	18	7	12	19	16	-16%	14
Forcible Rape	1	1	1	0	0	no change	1
Forcible Fondling	0	0	3	1	1	0%	1
Statutory Rape	0	1	0	0	0	no change	0
Intimidation	5	5	10	9	4	-56%	7
Kidnapping	0	0	0	2	0	-100%	0
<b>NIBRS Group A Crimes Against Persons Total</b>	<b>27</b>	<b>19</b>	<b>30</b>	<b>33</b>	<b>22</b>	<b>-33%</b>	<b>26</b>
Arson	0	1	0	0	0	no change	0
Burglary/B&E	21	20	15	17	7	-59%	16
Credit Card/Teller Fraud	0	0	0	0	1	100%	0
Counterfeiting/Forgery	0	0	0	1	1	0%	0
Damage/Vandalism Of Property	7	11	15	12	9	-25%	11
Embezzlement	0	0	2	0	1	100%	1
Extortion/Blackmail	0	0	0	2	0	-100%	0
False Pretenses/Swindle	4	1	3	4	0	-100%	2
Identity Theft	2	2	3	6	3	-50%	3
Impersonation	0	0	0	3	1	-67%	1
Motor Vehicle Theft	3	0	5	7	6	-14%	4
Pocket-Picking	0	0	2	0	0	no change	0
Purse-Snatching	0	0	1	0	0	no change	0
Robbery	0	1	0	0	0	no change	0
Shoplifting	0	0	0	1	0	-100%	0
Stolen Property Offenses	1	1	1	1	1	0%	1
Theft From Building	19	15	14	14	10	-29%	14
Theft From Motor Vehicle	12	4	7	15	8	-47%	9
Theft of Motor Vehicle-Parts from Vehicle	0	0	1	1	2	100%	1
All Other Thefts	14	21	17	10	11	10%	15
Wire Fraud	0	1	0	1	0	-100%	0
<b>NIBRS Group A Crimes Against Property Total</b>	<b>83</b>	<b>78</b>	<b>86</b>	<b>95</b>	<b>61</b>	<b>-36%</b>	<b>81</b>
Betting/Wagering	1	0	0	0	0	no change	0
Drug Equipment Violations	12	3	12	6	3	-50%	7
Drug/Narcotic Violations	15	11	17	9	5	-44%	11
Gambling Equipment Violations	0	1	0	0	0	no change	0
Weapon Law Violations	3	4	8	7	5	-29%	5
Pornography/Obscene Material	0	0	0	0	1	100%	0
<b>NIBRS Group A Crimes Against Society Total</b>	<b>31</b>	<b>19</b>	<b>37</b>	<b>22</b>	<b>14</b>	<b>-36%</b>	<b>25</b>
<b>Grand Total</b>	<b>141</b>	<b>116</b>	<b>153</b>	<b>150</b>	<b>97</b>	<b>-35%</b>	<b>131</b>

# 2024 ETJ NIBRS

## Group A Crime

### by Quarter



2024 NIBRS Group A Offenses by Quarter	Q1	Q2	Q3	Q4	Total
Aggravated Assault	0	1	0	0	1
Simple Assault	3	3	4	6	16
Forcible Fondling	0	1	0	0	1
Intimidation	0	1	0	3	4
Burglary/B&E	1	2	1	3	7
Credit Card Fraud	1	0	0	0	1
Counterfeiting/Forgery	0	0	0	1	1
Damage/Vandalism Of Property	5	2	0	2	9
Embezzlement	0	1	0	0	1
Identity Theft	2	1	0	0	3
Impersonation	1	0	0	0	1
Motor Vehicle Theft	2	1	1	2	6
Theft From Building	2	0	1	7	10
Theft From Motor Vehicle	2	3	2	1	8
Theft From Motor Vehicle- Parts from Vehicle	0	0	0	2	2
All Other Thefts	1	2	1	7	11
Stolen Property Offenses	0	1	0	0	1
Drug Equipment Violations	2	0	1	0	3
Drug/Narcotic Violations	2	1	2	0	5
Weapon Law Violations	2	3	0	0	5
Pornography/Obscene Material	0	1	0	0	1
<b>Total</b>	<b>26</b>	<b>24</b>	<b>13</b>	<b>34</b>	<b>97</b>

# 2024 ETJ NIBRS *Group A*

## *Violent Crime*

### Notable Incidents

#### Case 20231105-0841-03

#### **Aggravated Assault-SIOD-Shots into Occupied Property**

**13001 Keith Hill Rd**

**Beat 9224**

Unk Suspect fired several rounds, one of which struck the victim's parked vehicle. Investigation revealed the rounds were fired from unknown vehicle driving along Eastfield rd. at the bridge. This case does not appear intentional/targeted.

#### 16 total Simple Assault cases in ETJ:

- 6 DV Related (38%)
- 7 –acquaintance related (44%)
- 3- Relationship Unknown (19%)





Extraterritorial Jurisdiction  
Community Engagement Events



**March 25, 2025**

# Mystery Reader

 Date: March 27, 2025

Long Creek Elementary  
9213-A Beatties Ford Rd, Huntersville, NC 28078-  
8464

# CRASE Training (Civilian Response to Active Shooter Events)

 Date: March 21, 2025

 Location: Mt. Olive Baptist Church, 6101 Neck Rd, Huntersville,  
NC 28078



# Kickball Event

- 📍 Location: Bonnie Cone Elementary, 10700 Asbury Chapel Rd,  
Huntersville, NC 28078

# Long Creek Elementary Engagement

 Four High Five Fridays

 Total Students Impacted: 500

 Location: 9213-A Beatties Ford Rd, Huntersville, NC 28078-8464

# Bonnie Cone Leadership Academy Engagement

 Career Fair

 Total Students Impacted: 100

 Teen Dating Violence Presentation

 Total Students Impacted: 100

 Three High Five Fridays

 Total Students Impacted: 600

 Location: 10700 Asbury Chapel Rd, Huntersville, NC  
28078

# Community Outreach at Album Life Senior Community

□ Scam Education 101

 Total Citizens Impacted: 30

 Location: 6930 Prosperity Church Rd,  
Huntersville, NC 28078

# Strengthening Community Engagement

These events help build trust, promote safety, and educate the community.

Thank you!



Questions?